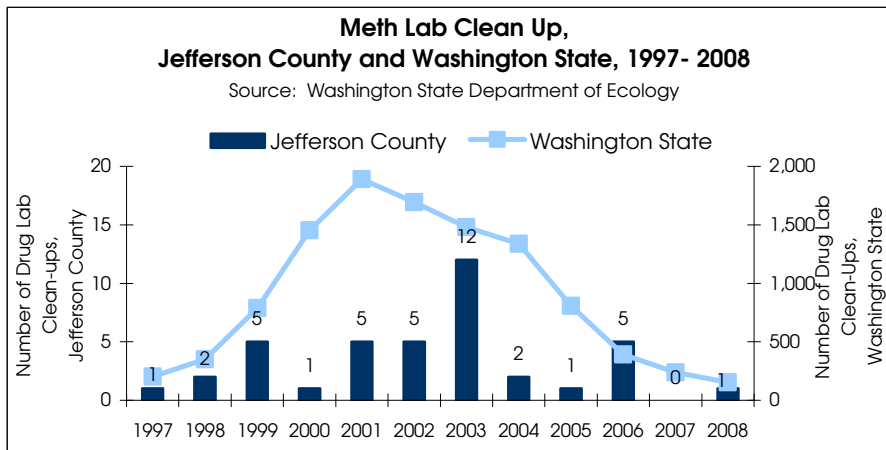


Methamphetamine "Meth" in Jefferson County

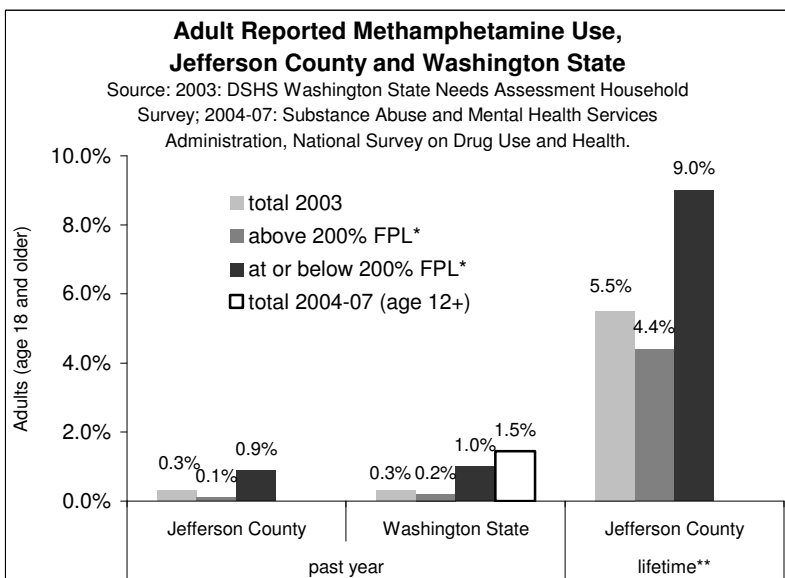
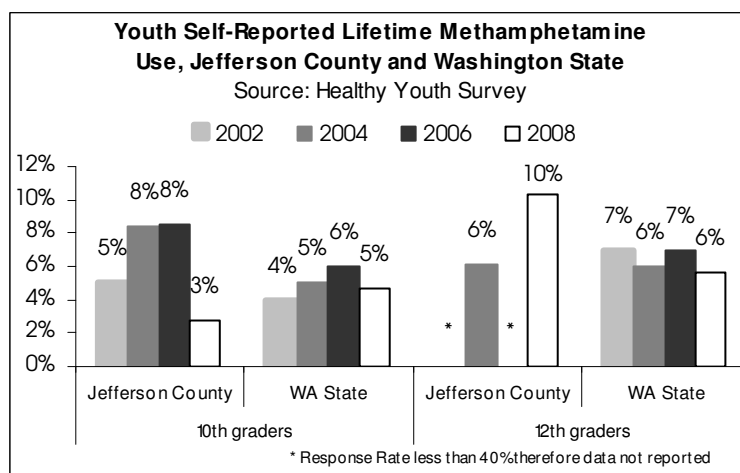
Source

- ✓ In Jefferson County and Washington State, meth production lab clean-up has decreased due to legislation making it more difficult to get the ingredients to produce meth and because of an influx of high grade meth produced in other places.
- ✓ This shift in source, from local to imported, has not resulted in a decrease in the rates of meth use.

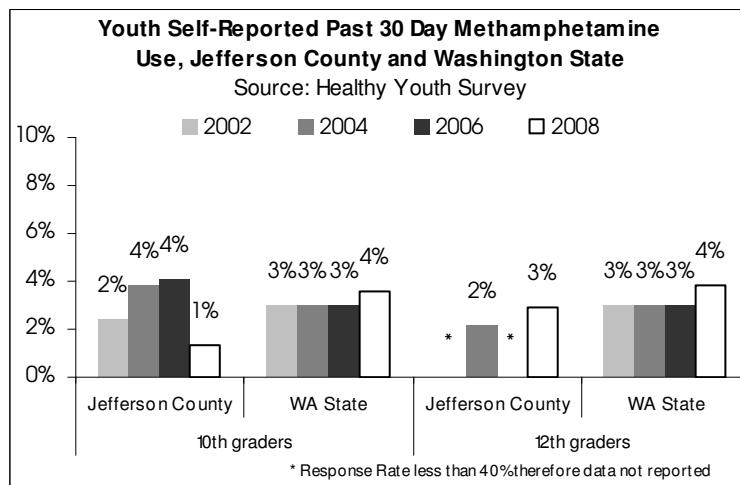


Reported Meth Use

- ✓ **Youth lifetime methamphetamine use:**
 - 2008: 1 in 30 Jefferson 10th graders. Down compared to previous years; below WA.
 - 2008: 1 in 10 Jefferson 12th graders. Up compared to 2004; above WA.
- ✓ **Youth past 30 day methamphetamine use:**
 - 2008: 1 in 100 Jefferson 10th graders. Down compared to previous years; below WA.
 - 2008: 1 in 25 Jefferson 12th graders. Up 1% compared to 2006; below WA.



*FPL = Federal Poverty Level. In 2003, a family of 4 at or below 200% FPL earned \$36,800, a single person earned \$17,960.
** Data not available for Washington State



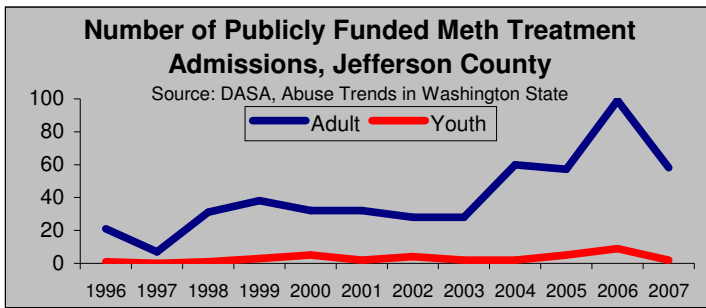
Adult Use

- More lower income Jefferson adults reported past year and lifetime meth use compared to higher income adults.
- In 2003, 0.3% of Jefferson and Washington adults compared to 1.5% of Washington adults in 2004-07 reported past year meth use.



Methamphetamine "Meth" in Jefferson County

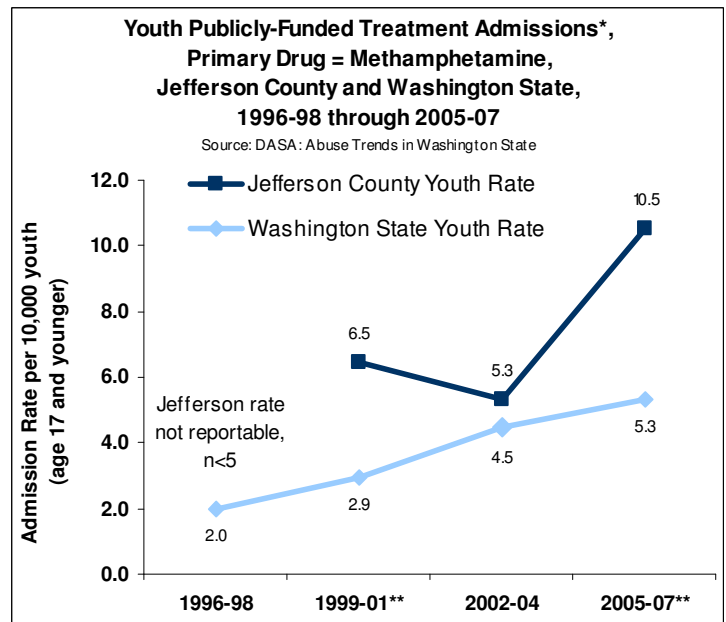
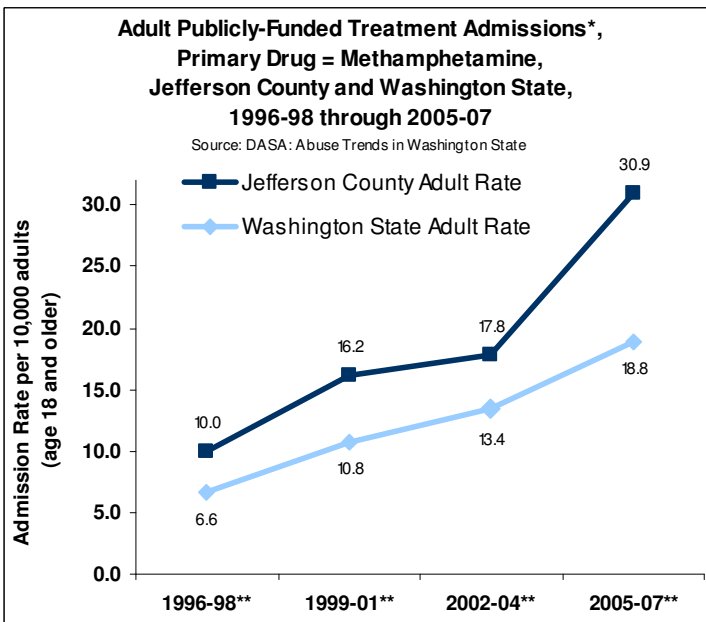
Publicly Funded Treatment Admissions



Publicly Funded Treatment Admission Rates, Jefferson Co. Rank among WA Counties (worst rate = # 1)

	2006	2007
Adult	#8	#19
Youth	#4	#21

- Publicly-funded meth treatment admission rates for low-income Jefferson County residents were significantly higher than Washington State rates for adults since 1996-98 and significantly higher for youth in 1999-01 and in 2005-07.



*Admission rate per 10,000 population. Excludes detox, transitional housing, group care enhancement, private pay and Department of Corrections. Includes total admissions-counts may be duplicated for an individual based on multiple admissions or multiple modalities of care.

**Jefferson County rate significantly higher than Washington State rate.

Impacts of Meth*: Jefferson County...

- jail costs have reportedly risen from \$30,000 to more than \$210,000 per year over the past two years; most of the additional costs can be directly attributed to meth.
- drug court reports that the primary addiction diagnosis is methamphetamine for approximately 70% of their offender population. Approximately 85% have used meth.
- approximately 24% of Children & Family Services cases had meth involvement or meth-related allegations.

*Impacts of Meth statements based on 2008 data.

