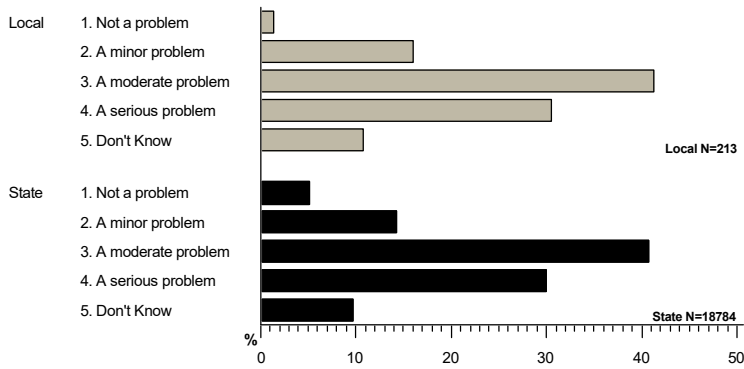


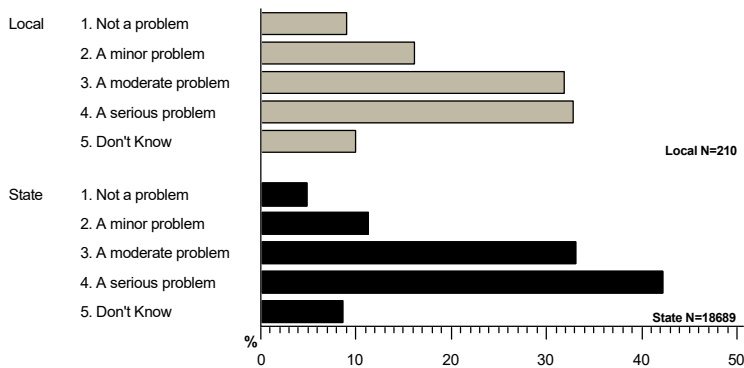
**2022 PortTownsend CPWI Community Survey Results**  
214 responses collected between 07/15/2022 and 11/15/2022

**01a. How much of a problem do you think each of the following is among youth (6 – 12th grade) in your community? Alcohol use**



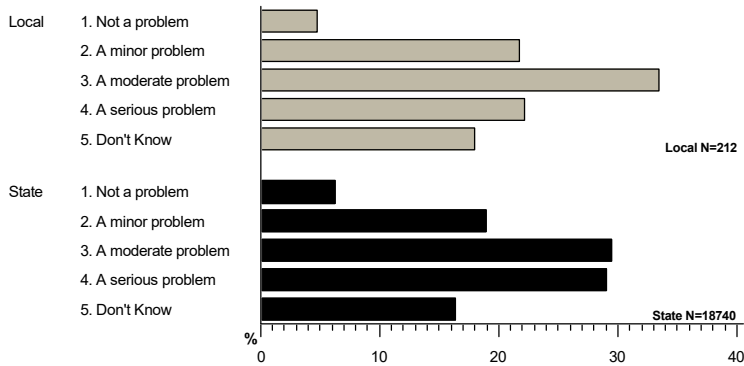
Answer	Local		State	
	Count	%	Count	%
1. Not a problem	3	1.4	968	5.2
2. A minor problem	34	16.0	2689	14.3
3. A moderate problem	88	41.3	7660	40.8
4. A serious problem	65	30.5	5631	30.0
5. Don't Know	23	10.8	1836	9.8

**01b. How much of a problem do you think each of the following is among youth (6 – 12th grade) in your community? Marijuana or hashish use**



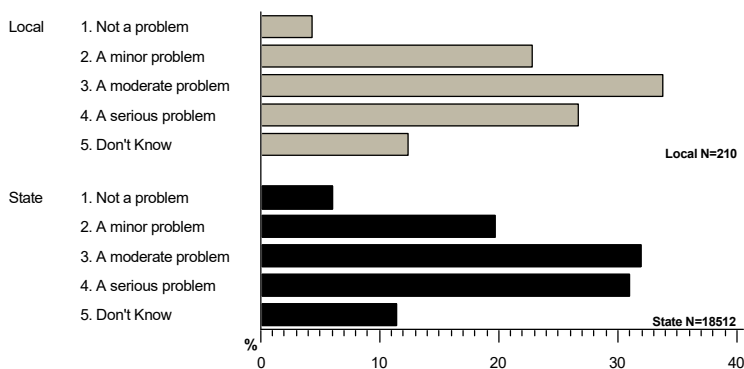
Answer	Local		State	
	Count	%	Count	%
1. Not a problem	19	9.0	907	4.9
2. A minor problem	34	16.2	2113	11.3
3. A moderate problem	67	31.9	6175	33.0
4. A serious problem	69	32.9	7892	42.2
5. Don't Know	21	10.0	1602	8.6

**01c. How much of a problem do you think each of the following is among youth (6 – 12th grade) in your community? Prescription drug misuse (using medication without a prescription or in a way other than prescribed )**



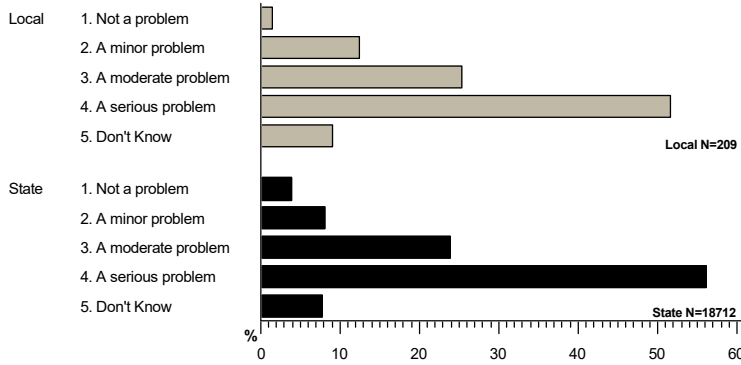
Answer	Local		State	
	Count	%	Count	%
1. Not a problem	10	4.7	1179	6.3
2. A minor problem	46	21.7	3543	18.9
3. A moderate problem	71	33.5	5524	29.5
4. A serious problem	47	22.2	5434	29.0
5. Don't Know	38	17.9	3060	16.3

**01e. How much of a problem do you think each of the following is among youth (6 – 12th grade) in your community? Tobacco use**



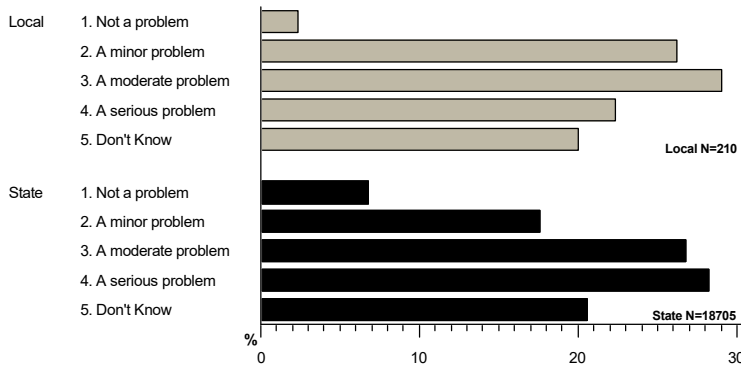
Answer	Local		State	
	Count	%	Count	%
1. Not a problem	9	4.3	1118	6.0
2. A minor problem	48	22.9	3649	19.7
3. A moderate problem	71	33.8	5910	31.9
4. A serious problem	56	26.7	5729	30.9
5. Don't Know	26	12.4	2106	11.4

**01f. How much of a problem do you think each of the following is among youth (6 – 12th grade) in your community? E-cigarettes or other electronic vapor products**



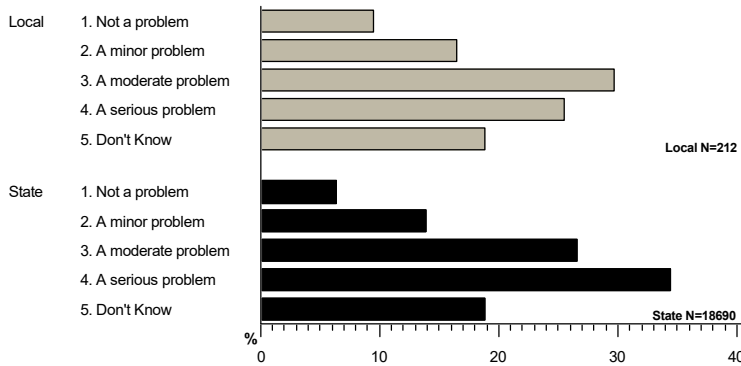
Answer	Local		State	
	Count	%	Count	%
1. Not a problem	3	1.4	743	4.0
2. A minor problem	26	12.4	1507	8.1
3. A moderate problem	53	25.4	4482	24.0
4. A serious problem	108	51.7	10509	56.2
5. Don't Know	19	9.1	1471	7.9

**01g. How much of a problem do you think each of the following is among youth (6 – 12th grade) in your community? Driving under the influence of alcohol**



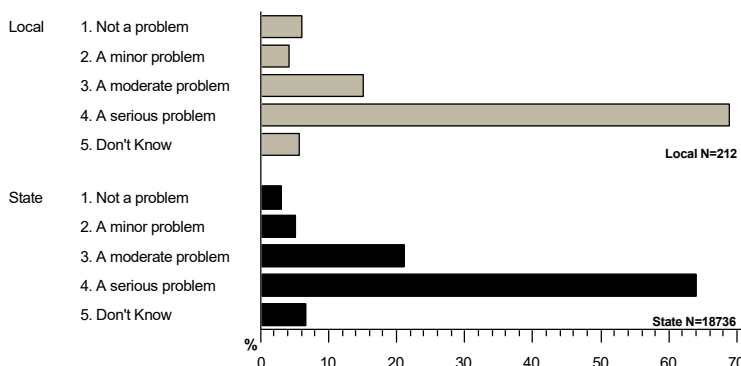
Answer	Local		State	
	Count	%	Count	%
1. Not a problem	5	2.4	1277	6.8
2. A minor problem	55	26.2	3289	17.6
3. A moderate problem	61	29.0	5006	26.8
4. A serious problem	47	22.4	5281	28.2
5. Don't Know	42	20.0	3852	20.6

**01h. How much of a problem do you think each of the following is among youth (6 – 12th grade) in your community? Driving under the influence of marijuana**



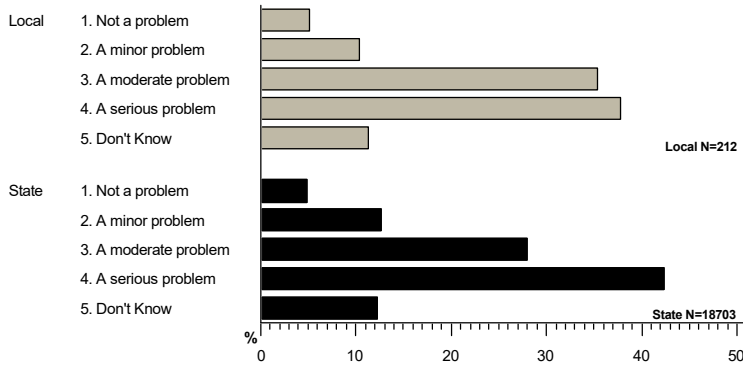
Answer	Local		State	
	Count	%	Count	%
1. Not a problem	20	9.4	1181	6.3
2. A minor problem	35	16.5	2598	13.9
3. A moderate problem	63	29.7	4965	26.6
4. A serious problem	54	25.5	6424	34.4
5. Don't Know	40	18.9	3522	18.8

**01i. How much of a problem do you think each of the following is among youth (6 – 12th grade) in your community? Depression**



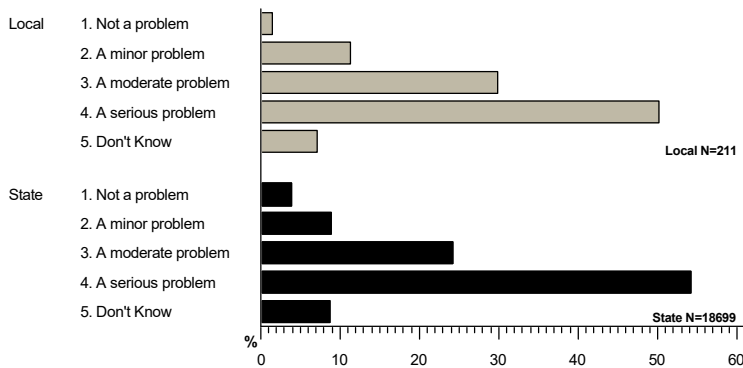
Answer	Local		State	
	Count	%	Count	%
1. Not a problem	13	6.1	563	3.0
2. A minor problem	9	4.2	973	5.2
3. A moderate problem	32	15.1	3973	21.2
4. A serious problem	146	68.9	11986	64.0
5. Don't Know	12	5.7	1241	6.6

**01j. How much of a problem do you think each of the following is among youth (6 – 12th grade) in your community? Suicide**



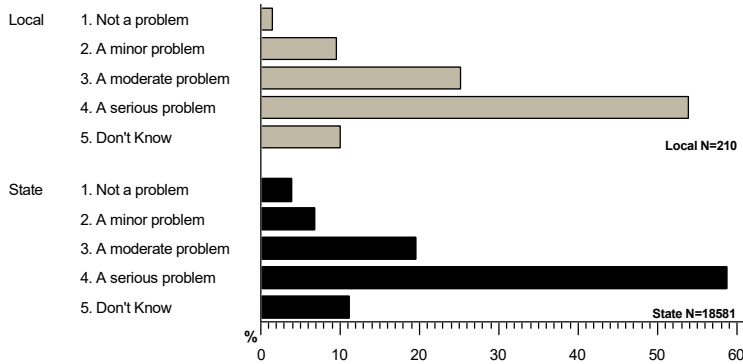
Answer	Local		State	
	Count	%	Count	%
1. Not a problem	11	5.2	906	4.8
2. A minor problem	22	10.4	2381	12.7
3. A moderate problem	75	35.4	5221	27.9
4. A serious problem	80	37.7	7908	42.3
5. Don't Know	24	11.3	2287	12.2

**01k. How much of a problem do you think each of the following is among youth (6 – 12th grade) in your community? Bullying**



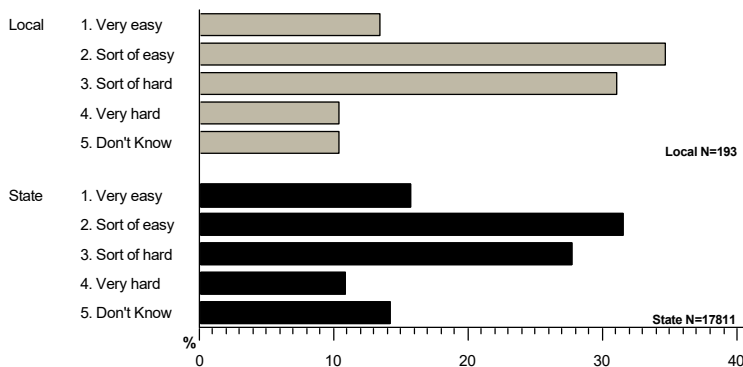
Answer	Local		State	
	Count	%	Count	%
1. Not a problem	3	1.4	721	3.9
2. A minor problem	24	11.4	1670	8.9
3. A moderate problem	63	29.9	4515	24.1
4. A serious problem	106	50.2	10146	54.3
5. Don't Know	15	7.1	1647	8.8

**01l. How much of a problem do you think each of the following is among youth (6 – 12th grade) in your community? Bullying on social media**



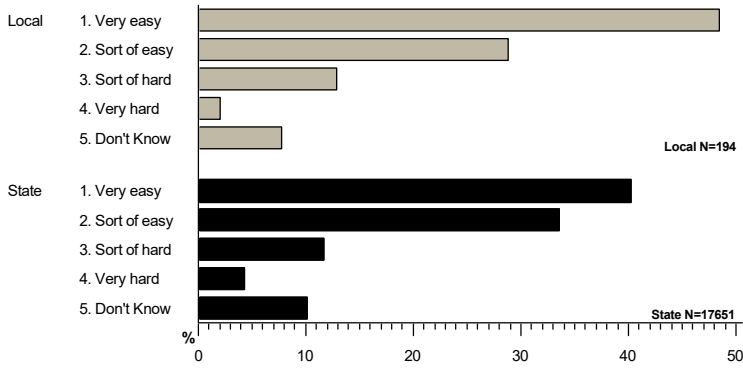
Answer	Local		State	
	Count	%	Count	%
1. Not a problem	3	1.4	730	3.9
2. A minor problem	20	9.5	1253	6.7
3. A moderate problem	53	25.2	3636	19.6
4. A serious problem	113	53.8	10894	58.6
5. Don't Know	21	10.0	2068	11.1

**2a. If a youth wanted to get some alcohol, how easy would it be for them to get some? Middle School youth (6th-8th grade)**



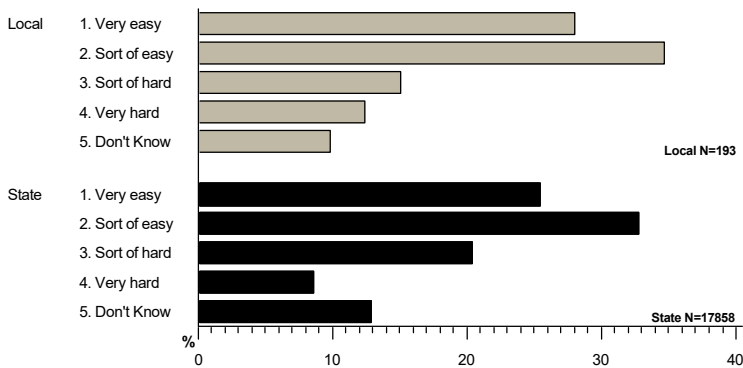
Answer	Local		State	
	Count	%	Count	%
1. Very easy	26	13.5	2794	15.7
2. Sort of easy	67	34.7	5609	31.5
3. Sort of hard	60	31.1	4938	27.7
4. Very hard	20	10.4	1934	10.9
5. Don't Know	20	10.4	2536	14.2

**2b. If a youth wanted to get some alcohol, how easy would it be for them to get some? High School youth (9th-12th grade)**



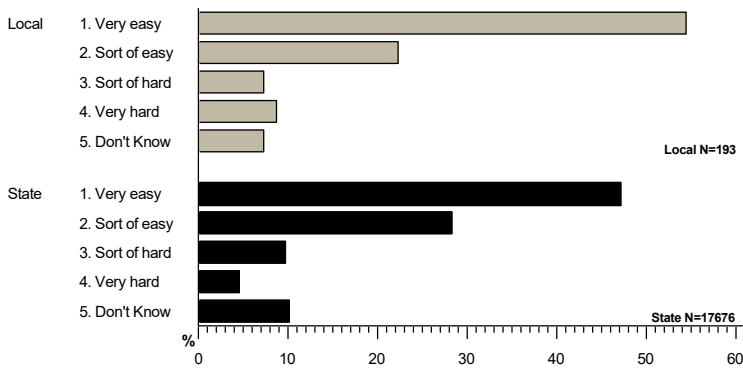
Answer	Local		State	
	Count	%	Count	%
1. Very easy	94	48.5	7093	40.2
2. Sort of easy	56	28.9	5937	33.6
3. Sort of hard	25	12.9	2060	11.7
4. Very hard	4	2.1	767	4.3
5. Don't Know	15	7.7	1794	10.2

**3a. If a youth wanted to get some marijuana, how easy would it be for them to get some? Middle School youth (6th-8th grade)**



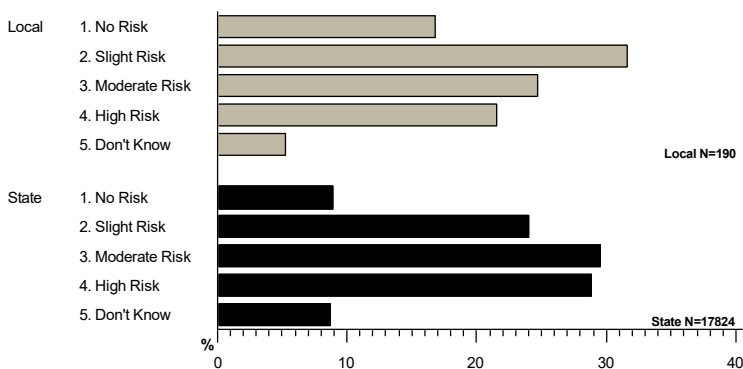
Answer	Local		State	
	Count	%	Count	%
1. Very easy	54	28.0	4540	25.4
2. Sort of easy	67	34.7	5845	32.7
3. Sort of hard	29	15.0	3637	20.4
4. Very hard	24	12.4	1534	8.6
5. Don't Know	19	9.8	2302	12.9

**3b. If a youth wanted to get some marijuana, how easy would it be for them to get some? High School youth (9th-12th grade)**



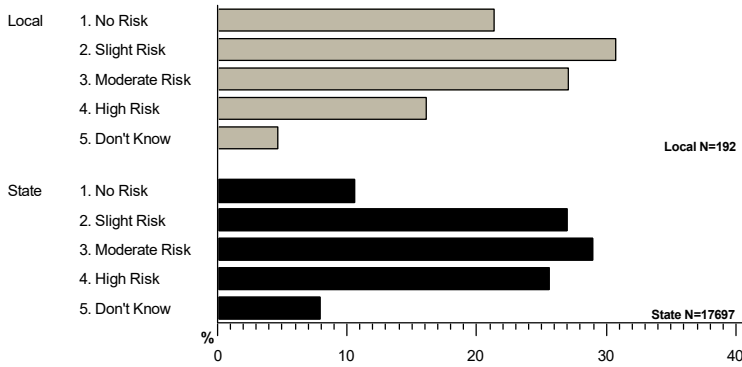
Answer	Local		State	
	Count	%	Count	%
1. Very easy	105	54.4	8345	47.2
2. Sort of easy	43	22.3	5009	28.3
3. Sort of hard	14	7.3	1715	9.7
4. Very hard	17	8.8	803	4.5
5. Don't Know	14	7.3	1804	10.2

**4a. How much do you think youth risk harming themselves if they try marijuana once or twice? Middle School youth (6th-8th grade)**



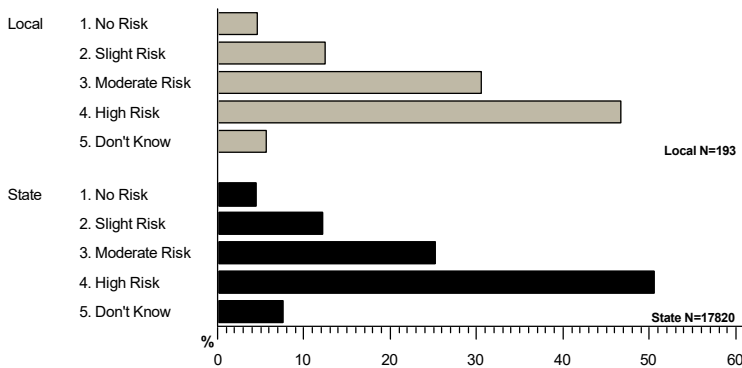
Answer	Local		State	
	Count	%	Count	%
1. No Risk	32	16.8	1583	8.9
2. Slight Risk	60	31.6	4286	24.0
3. Moderate Risk	47	24.7	5272	29.6
4. High Risk	41	21.6	5138	28.8
5. Don't Know	10	5.3	1545	8.7

**4b. How much do you think youth risk harming themselves if they try marijuana once or twice? High School youth (9th-12th grade)**



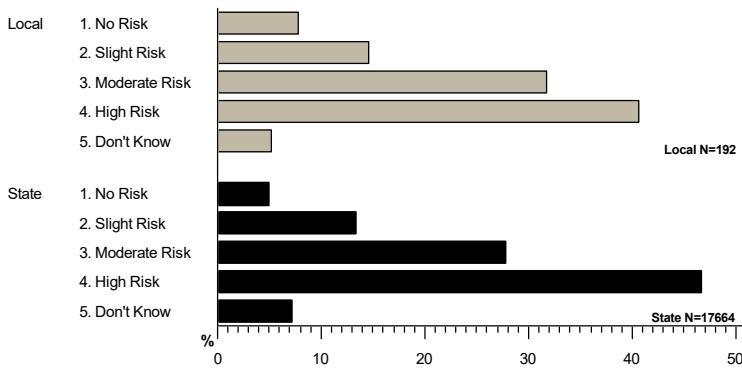
Answer	Local		State	
	Count	%	Count	%
1. No Risk	41	21.4	1874	10.6
2. Slight Risk	59	30.7	4765	26.9
3. Moderate Risk	52	27.1	5117	28.9
4. High Risk	31	16.1	4535	25.6
5. Don't Know	9	4.7	1406	7.9

**5a. How much do you think youth risk harming themselves if they try marijuana regularly (once or twice a week)? Middle School youth (6th-8th grade)**



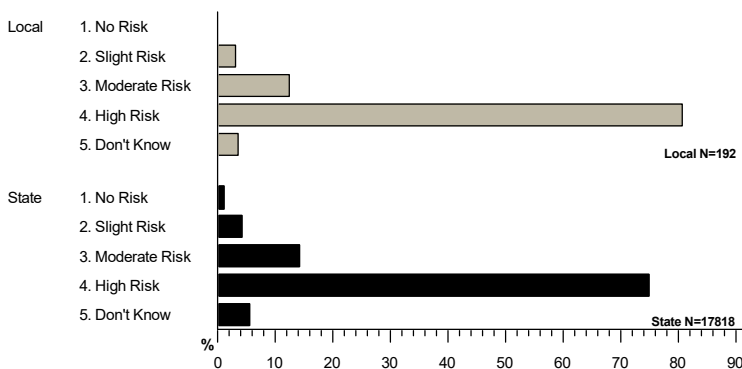
Answer	Local		State	
	Count	%	Count	%
1. No Risk	9	4.7	807	4.5
2. Slight Risk	24	12.4	2180	12.2
3. Moderate Risk	59	30.6	4489	25.2
4. High Risk	90	46.6	8994	50.5
5. Don't Know	11	5.7	1350	7.6

**5b. How much do you think youth risk harming themselves if they try marijuana regularly (once or twice a week)? High School youth (9th-12th grade)**



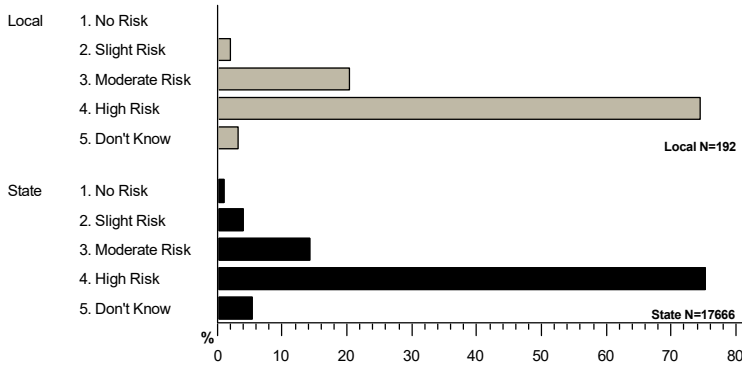
Answer	Local		State	
	Count	%	Count	%
1. No Risk	15	7.8	872	4.9
2. Slight Risk	28	14.6	2363	13.4
3. Moderate Risk	61	31.8	4916	27.8
4. High Risk	78	40.6	8247	46.7
5. Don't Know	10	5.2	1266	7.2

**6a. How much do you think youth risk harming themselves if they use prescription drugs that are not prescribed to them? Middle School youth (6th-8th grade)**



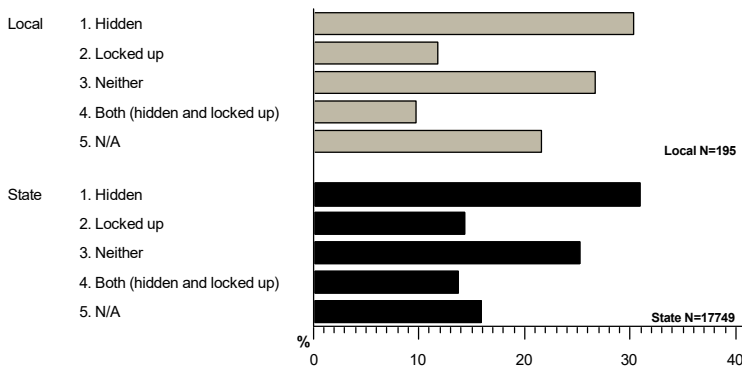
Answer	Local		State	
	Count	%	Count	%
1. No Risk	0	0.0	191	1.1
2. Slight Risk	6	3.1	764	4.3
3. Moderate Risk	24	12.5	2533	14.2
4. High Risk	155	80.7	13336	74.8
5. Don't Know	7	3.6	994	5.6

**6b. How much do you think youth risk harming themselves if they use prescription drugs that are not prescribed to them? High School youth (9th-12th grade)**



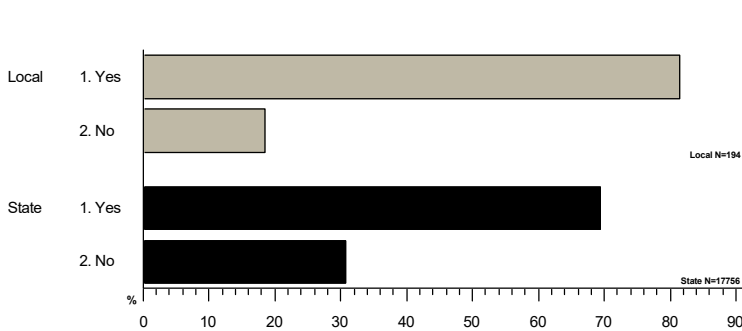
Answer	Local		State	
	Count	%	Count	%
1. No Risk	0	0.0	173	1.0
2. Slight Risk	4	2.1	720	4.1
3. Moderate Risk	39	20.3	2517	14.2
4. High Risk	143	74.5	13296	75.3
5. Don't Know	6	3.1	960	5.4

**7. If you currently have prescription medication at your home, where are those medications usually kept?**



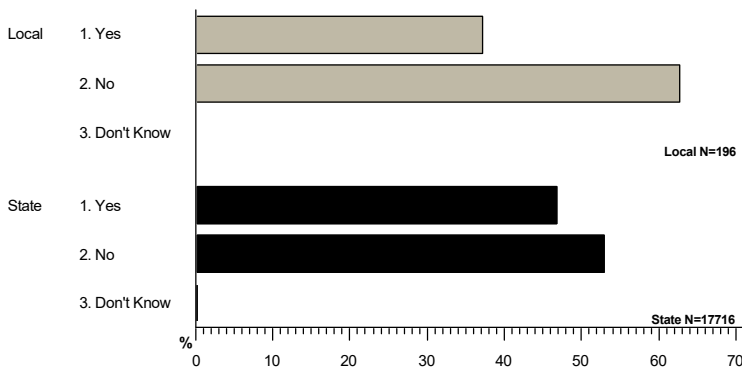
Answer	Local		State	
	Count	%	Count	%
1. Hidden	59	30.3	5477	30.9
2. Locked up	23	11.8	2551	14.4
3. Neither	52	26.7	4467	25.2
4. Both (hidden and locked up)	19	9.7	2437	13.7
5. N/A	42	21.5	2817	15.9

**8. Do you know where in your community you could get rid of prescription drugs that you no longer need?**



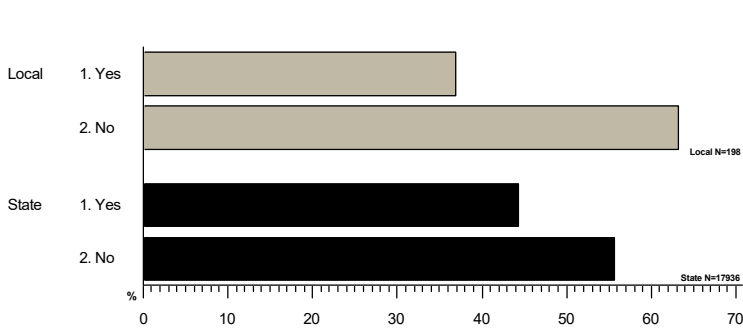
Answer	Local		State	
	Count	%	Count	%
1. Yes	158	81.4	12310	69.3
2. No	36	18.6	5446	30.7

**9. There is a group of volunteers in your community who are working to reduce youth alcohol and other drug use. Are you aware of this group/coalition?**



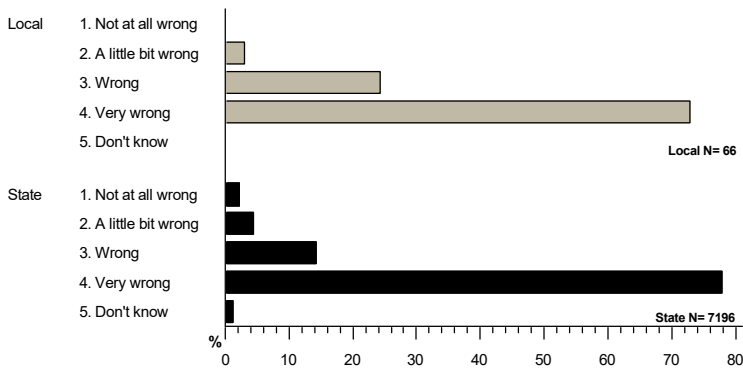
Answer	Local		State	
	Count	%	Count	%
1. Yes	73	37.2	8291	46.8
2. No	123	62.8	9384	53.0
3. Don't Know	0	0.0	41	0.2

**10. Are you a parent or guardian with any children in 6th – 12th grade?**



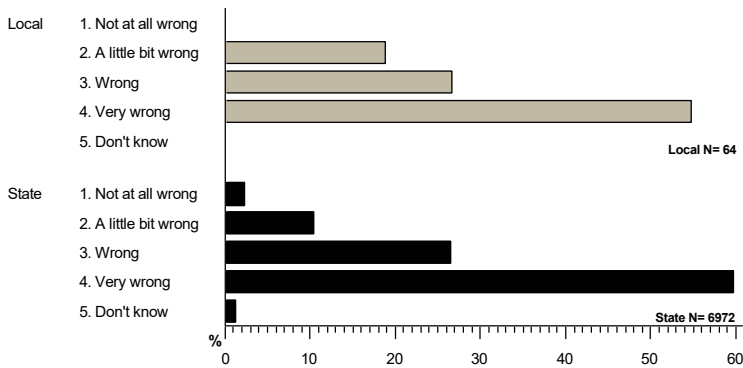
Answer	Local		State	
	Count	%	Count	%
1. Yes	73	36.9	7944	44.3
2. No	125	63.1	9992	55.7

**11a1. How wrong do you think it would be for your child / children to drink alcohol? Middle School youth (6th-8th grade)**



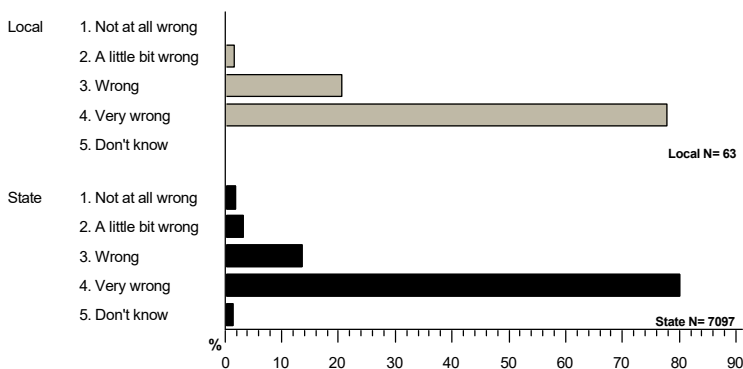
Answer	Local		State	
	Count	%	Count	%
1. Not at all wrong	0	0.0	163	2.3
2. A little bit wrong	2	3.0	328	4.6
3. Wrong	16	24.2	1023	14.2
4. Very wrong	48	72.7	5593	77.7
5. Don't know	0	0.0	89	1.2

**11a2. How wrong do you think it would be for your child / children to drink alcohol? High School youth (9th-12th grade)**



Answer	Local		State	
	Count	%	Count	%
1. Not at all wrong	0	0.0	162	2.3
2. A little bit wrong	12	18.8	724	10.4
3. Wrong	17	26.6	1843	26.4
4. Very wrong	35	54.7	4160	59.7
5. Don't know	0	0.0	83	1.2

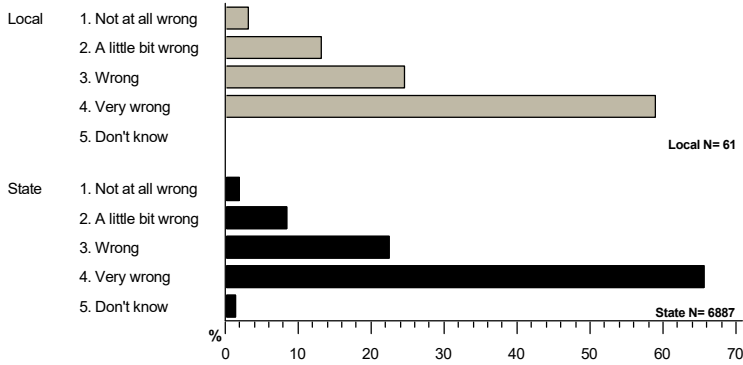
**11b1. How wrong do you think it would be for your child/ children to use marijuana? Middle School youth (6th-8th grade)**



Answer	Local		State	
	Count	%	Count	%
1. Not at all wrong	0	0.0	135	1.9
2. A little bit wrong	1	1.6	223	3.1
3. Wrong	13	20.6	960	13.5
4. Very wrong	49	77.8	5679	80.0
5. Don't know	0	0.0	100	1.4

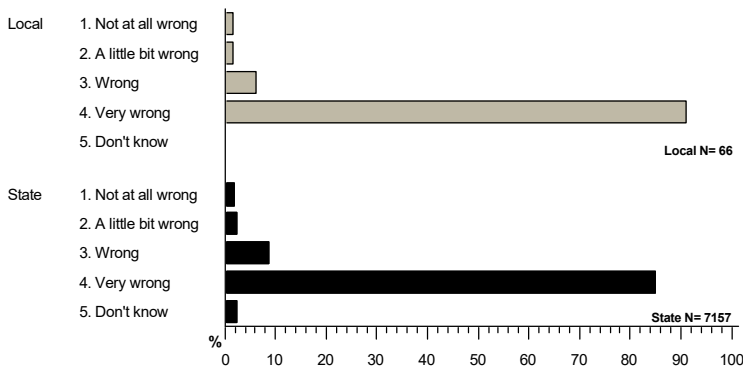


**11b2. How wrong do you think it would be for your child / children to use marijuana? High School youth (9th-12th grade)**



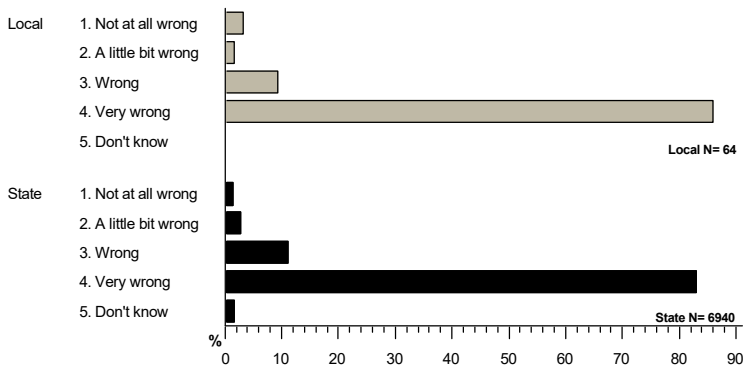
Answer	Local		State	
	Count	%	Count	%
1. Not at all wrong	2	3.3	139	2.0
2. A little bit wrong	8	13.1	577	8.4
3. Wrong	15	24.6	1554	22.6
4. Very wrong	36	59.0	4517	65.6
5. Don't know	0	0.0	100	1.5

**11c1. How wrong do you think it would be for your child / children to use prescription drugs not prescribed to them? Middle School youth (6th-8th grade)**



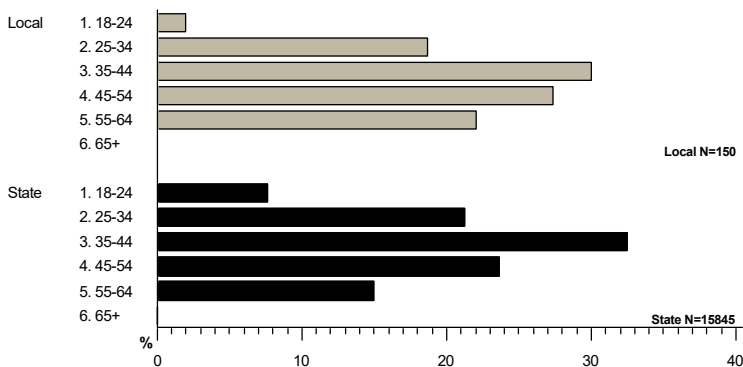
Answer	Local		State	
	Count	%	Count	%
1. Not at all wrong	1	1.5	123	1.7
2. A little bit wrong	1	1.5	175	2.4
3. Wrong	4	6.1	612	8.6
4. Very wrong	60	90.9	6088	85.1
5. Don't know	0	0.0	159	2.2

**11c2. How wrong do you think it would be for your child / children to use prescription drugs not prescribed to them? High School youth (9th-12th grade)**



Answer	Local		State	
	Count	%	Count	%
1. Not at all wrong	2	3.1	97	1.4
2. A little bit wrong	1	1.6	197	2.8
3. Wrong	6	9.4	773	11.1
4. Very wrong	55	85.9	5758	83.0
5. Don't know	0	0.0	115	1.7

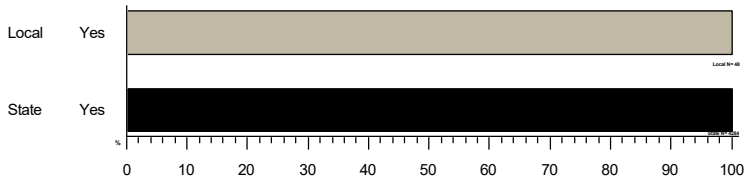
**12. What is your age?**



Answer	Local		State	
	Count	%	Count	%
1. 18-24	3	2.0	1205	7.6
2. 25-34	28	18.7	3373	21.3
3. 35-44	45	30.0	5140	32.4
4. 45-54	41	27.3	3749	23.7
5. 55-64	33	22.0	2373	15.0
6. 65+	0	0.0	5	0.0

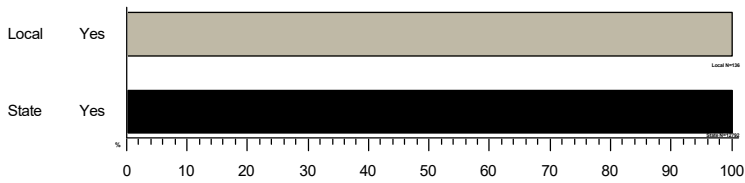
**13a. How do you currently identify yourself? Male**

Answer	Local		State	
	Count	%	Count	%
Yes	48	100.0	4284	100.0



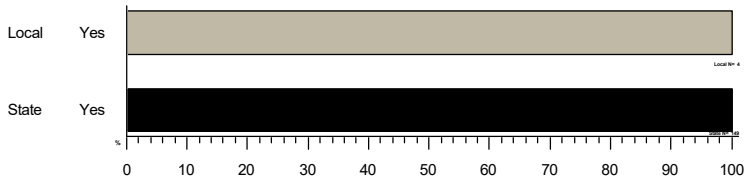
**13b. How do you currently identify yourself? Female**

Answer	Local		State	
	Count	%	Count	%
Yes	136	100.0	12792	100.0



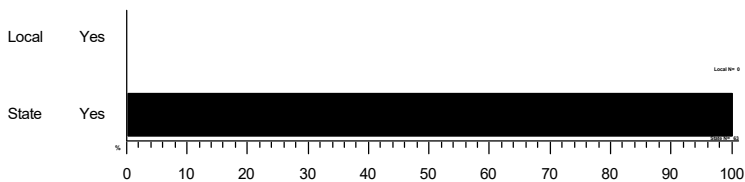
**13c. How do you currently identify yourself? Transgender**

Answer	Local		State	
	Count	%	Count	%
Yes	4	100.0	149	100.0



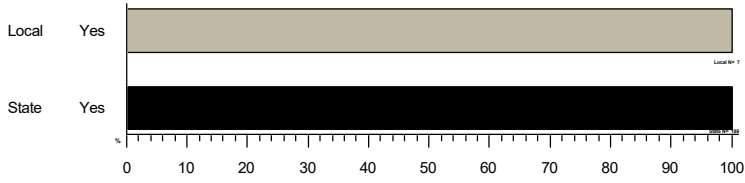
**13d. How do you currently identify yourself? Questioning / not sure of my gender identity**

Answer	Local		State	
	Count	%	Count	%
Yes	0	0.0	63	100.0



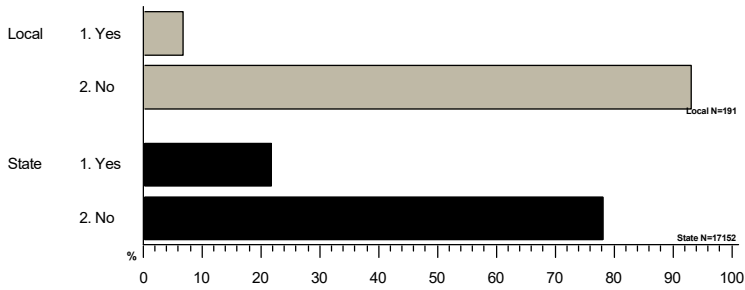
**13e. How do you currently identify yourself? Something else fits better**

Answer	Local		State	
	Count	%	Count	%
Yes	7	100.0	189	100.0



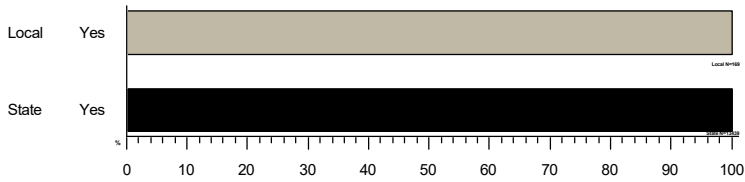
**14. Are you of Hispanic, Latino/Latina or Spanish origin?**

Answer	Local		State	
	Count	%	Count	%
1. Yes	13	6.8	3743	21.8
2. No	178	93.2	13409	78.2



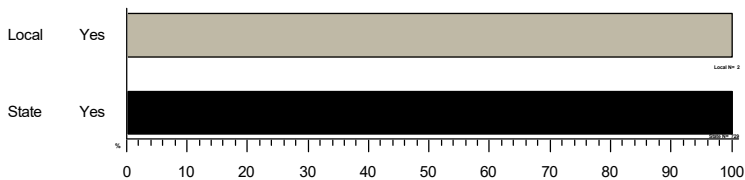
**15a. What is your race? White**

Answer	Local		State	
	Count	%	Count	%
Yes	169	100.0	13439	100.0



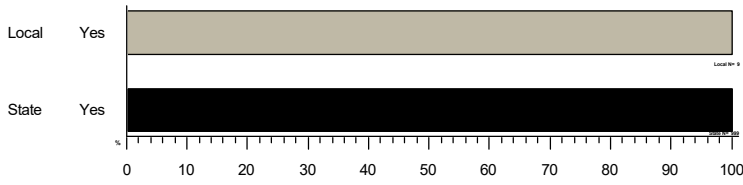
**15b. What is your race? Black or African American**

Answer	Local		State	
	Count	%	Count	%
Yes	2	100.0	729	100.0



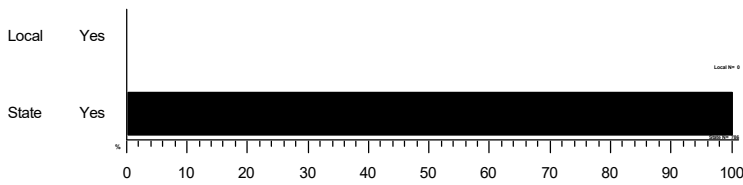
**15c. What is your race? American Indian, Alaska Native**

Answer	Local		State	
	Count	%	Count	%
Yes	9	100.0	999	100.0



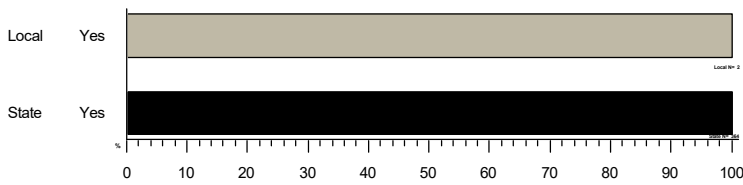
**15d. What is your race? Asian or Asian American**

Answer	Local		State	
	Count	%	Count	%
Yes	0	0.0	786	100.0



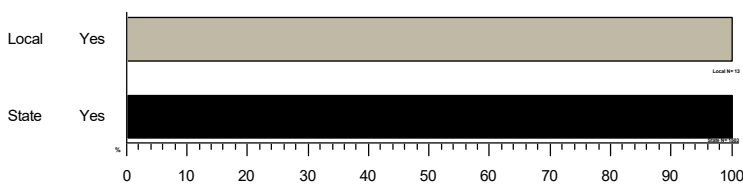
**15e. What is your race? Native Hawaiian or other Pacific Islander**

Answer	Local		State	
	Count	%	Count	%
Yes	2	100.0	364	100.0



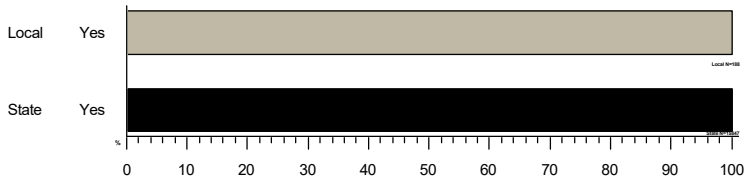
**15f. What is your race? Other**

Answer	Local		State	
	Count	%	Count	%
Yes	13	100.0	1503	100.0



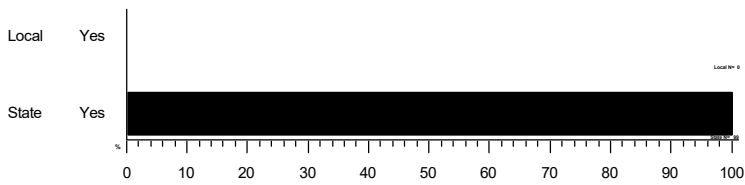
**16b. What languages are spoken in your home? English**

Answer	Local		State	
	Count	%	Count	%
Yes	188	100.0	15847	100.0



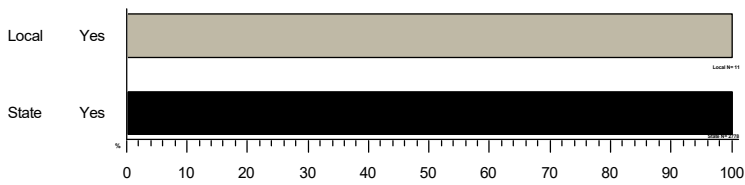
**16a. What languages are spoken in your home? Cambodian**

Answer	Local		State	
	Count	%	Count	%
Yes	0	0.0	99	100.0



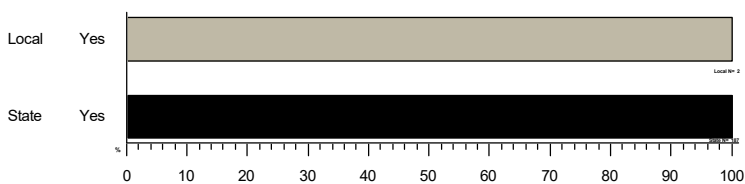
**16e. What languages are spoken in your home? Spanish**

Answer	Local		State	
	Count	%	Count	%
Yes	11	100.0	2778	100.0



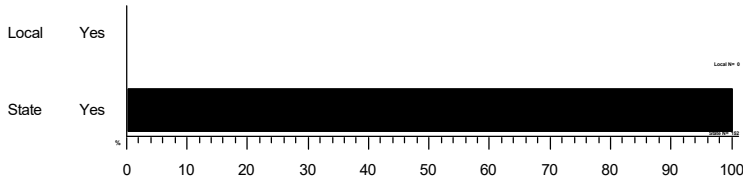
**16c. What languages are spoken in your home? Russian**

Answer	Local		State	
	Count	%	Count	%
Yes	2	100.0	187	100.0



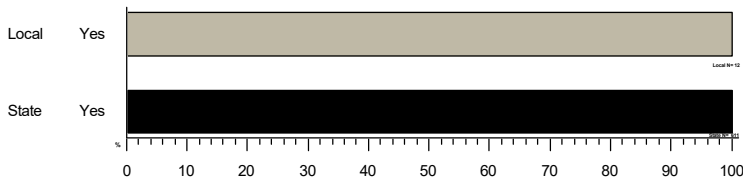
16d. What languages are spoken in your home? Somali

Answer	Local		State	
	Count	%	Count	%
Yes	0	0.0	152	100.0

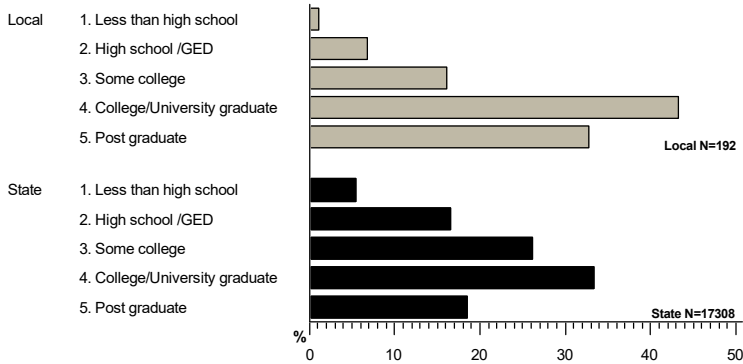


16f. What languages are spoken in your home? Other

Answer	Local		State	
	Count	%	Count	%
Yes	12	100.0	611	100.0

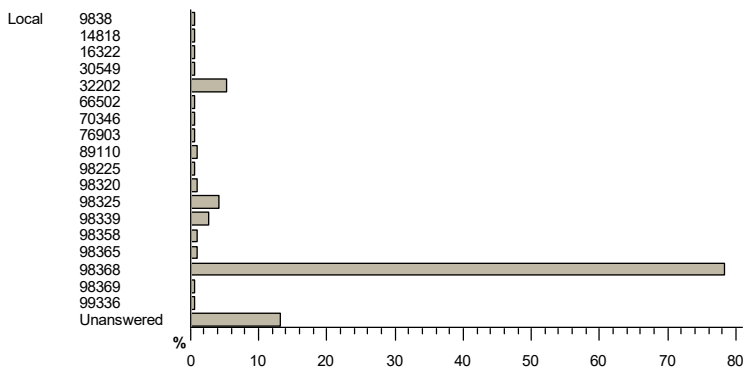


17. What is the highest degree or level of school you completed?



Answer	Local		State	
	Count	%	Count	%
1. Less than high school	2	1.0	938	5.4
2. High school /GED	13	6.8	2867	16.6
3. Some college	31	16.1	4525	26.1
4. College/University graduate	83	43.2	5777	33.4
5. Post graduate	63	32.8	3201	18.5

18. What is your zip code where you live most of the time?



Local	9838	14818	16322	30549	32202	66502	70346	76903	89110	98225
Local	1	1	1	1	10	1	1	1	2	1

Local	98320	98325	98339	98358	98365	98368	98369	99336	Unanswered
Local	2	8	5	2	2	148	1	1	25