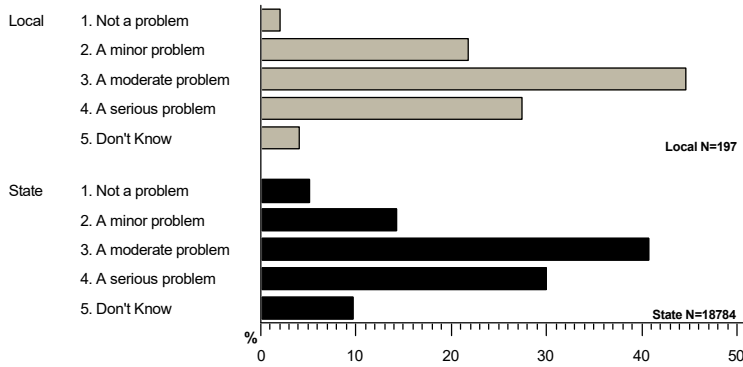


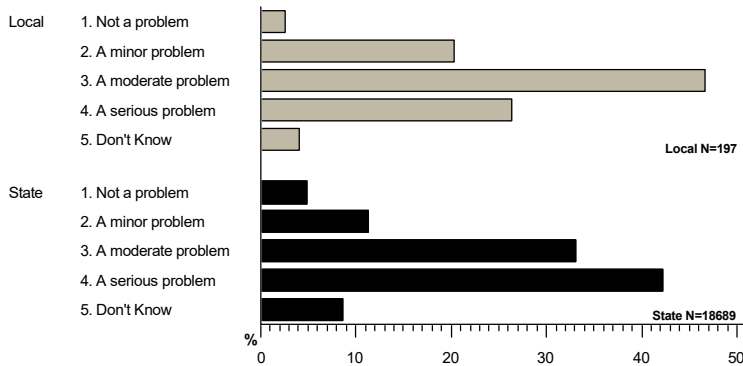
2022 Chimacum CPWI Community Survey Results
197 responses collected between 07/15/2022 and 11/10/2022

01a. How much of a problem do you think each of the following is among youth (6 – 12th grade) in your community? Alcohol use



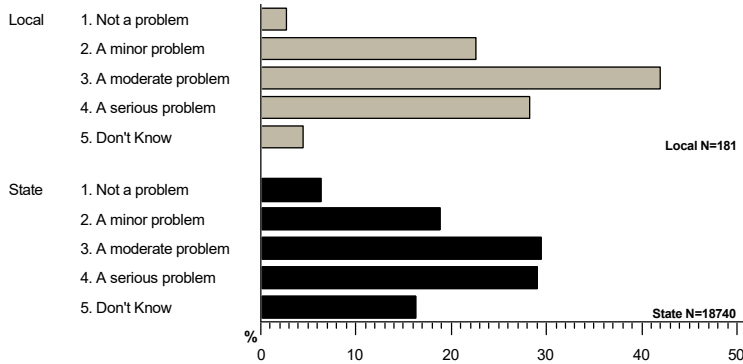
| Answer | Local | | State | |
|-----------------------|-------|------|-------|------|
| | Count | % | Count | % |
| 1. Not a problem | 4 | 2.0 | 968 | 5.2 |
| 2. A minor problem | 43 | 21.8 | 2689 | 14.3 |
| 3. A moderate problem | 88 | 44.7 | 7660 | 40.8 |
| 4. A serious problem | 54 | 27.4 | 5631 | 30.0 |
| 5. Don't Know | 8 | 4.1 | 1836 | 9.8 |

01b. How much of a problem do you think each of the following is among youth (6 – 12th grade) in your community? Marijuana or hashish use



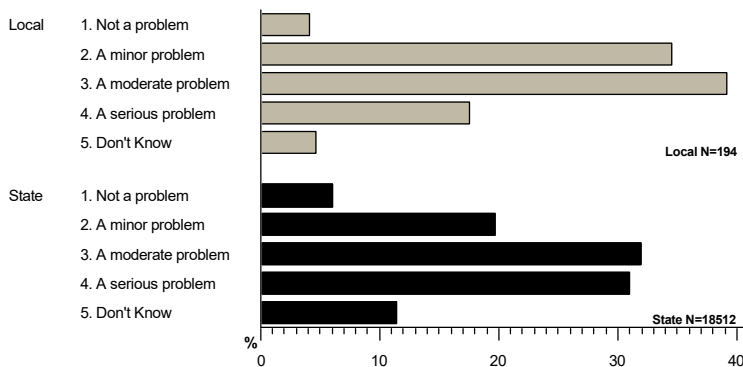
| Answer | Local | | State | |
|-----------------------|-------|------|-------|------|
| | Count | % | Count | % |
| 1. Not a problem | 5 | 2.5 | 907 | 4.9 |
| 2. A minor problem | 40 | 20.3 | 2113 | 11.3 |
| 3. A moderate problem | 92 | 46.7 | 6175 | 33.0 |
| 4. A serious problem | 52 | 26.4 | 7892 | 42.2 |
| 5. Don't Know | 8 | 4.1 | 1602 | 8.6 |

01c. How much of a problem do you think each of the following is among youth (6 – 12th grade) in your community? Prescription drug misuse (using medication without a prescription or in a way other than prescribed)



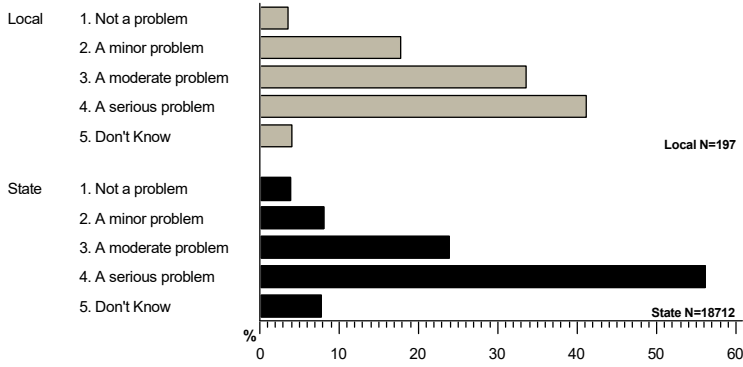
| Answer | Local | | State | |
|-----------------------|-------|------|-------|------|
| | Count | % | Count | % |
| 1. Not a problem | 5 | 2.8 | 1179 | 6.3 |
| 2. A minor problem | 41 | 22.7 | 3543 | 18.9 |
| 3. A moderate problem | 76 | 42.0 | 5524 | 29.5 |
| 4. A serious problem | 51 | 28.2 | 5434 | 29.0 |
| 5. Don't Know | 8 | 4.4 | 3060 | 16.3 |

01e. How much of a problem do you think each of the following is among youth (6 – 12th grade) in your community? Tobacco use



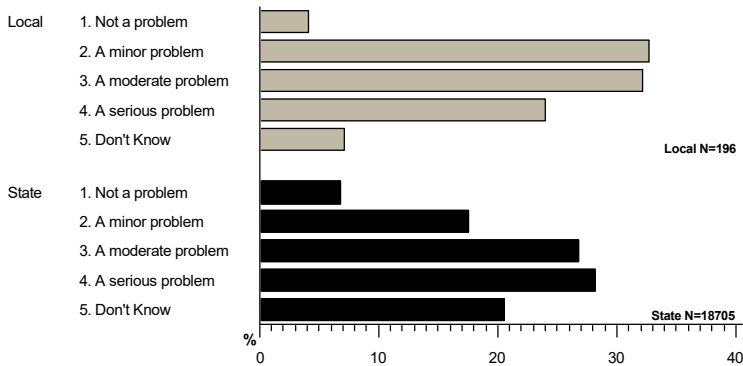
| Answer | Local | | State | |
|-----------------------|-------|------|-------|------|
| | Count | % | Count | % |
| 1. Not a problem | 8 | 4.1 | 1118 | 6.0 |
| 2. A minor problem | 67 | 34.5 | 3649 | 19.7 |
| 3. A moderate problem | 76 | 39.2 | 5910 | 31.9 |
| 4. A serious problem | 34 | 17.5 | 5729 | 30.9 |
| 5. Don't Know | 9 | 4.6 | 2106 | 11.4 |

01f. How much of a problem do you think each of the following is among youth (6 – 12th grade) in your community? E-cigarettes or other electronic vapor products



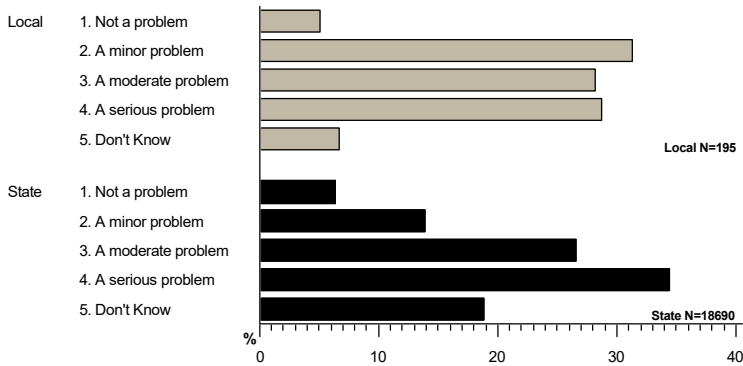
| Answer | Local | | State | |
|-----------------------|-------|------|-------|------|
| | Count | % | Count | % |
| 1. Not a problem | 7 | 3.6 | 743 | 4.0 |
| 2. A minor problem | 35 | 17.8 | 1507 | 8.1 |
| 3. A moderate problem | 66 | 33.5 | 4482 | 24.0 |
| 4. A serious problem | 81 | 41.1 | 10509 | 56.2 |
| 5. Don't Know | 8 | 4.1 | 1471 | 7.9 |

01g. How much of a problem do you think each of the following is among youth (6 – 12th grade) in your community? Driving under the influence of alcohol



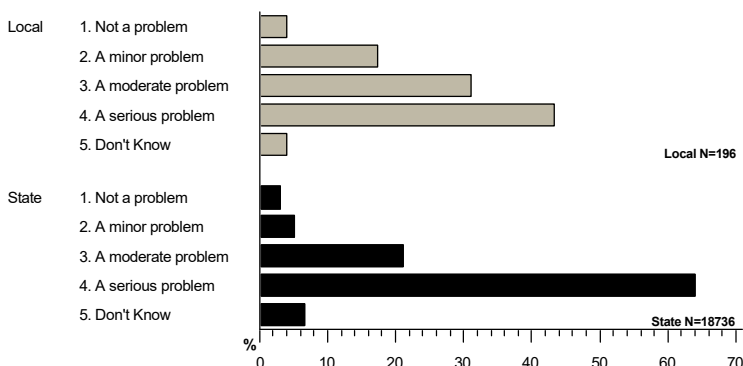
| Answer | Local | | State | |
|-----------------------|-------|------|-------|------|
| | Count | % | Count | % |
| 1. Not a problem | 8 | 4.1 | 1277 | 6.8 |
| 2. A minor problem | 64 | 32.7 | 3289 | 17.6 |
| 3. A moderate problem | 63 | 32.1 | 5006 | 26.8 |
| 4. A serious problem | 47 | 24.0 | 5281 | 28.2 |
| 5. Don't Know | 14 | 7.1 | 3852 | 20.6 |

01h. How much of a problem do you think each of the following is among youth (6 – 12th grade) in your community? Driving under the influence of marijuana



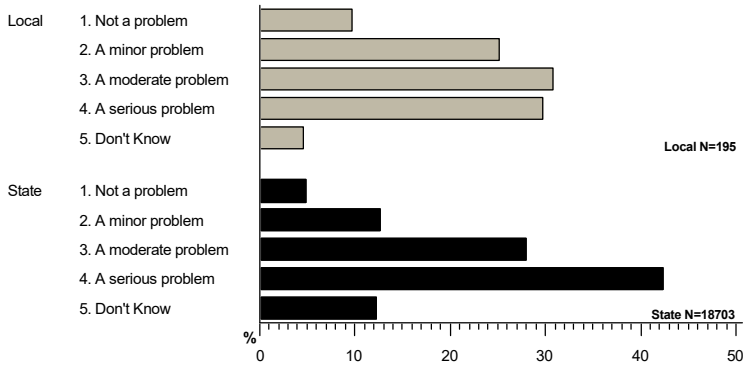
| Answer | Local | | State | |
|-----------------------|-------|------|-------|------|
| | Count | % | Count | % |
| 1. Not a problem | 10 | 5.1 | 1181 | 6.3 |
| 2. A minor problem | 61 | 31.3 | 2598 | 13.9 |
| 3. A moderate problem | 55 | 28.2 | 4965 | 26.6 |
| 4. A serious problem | 56 | 28.7 | 6424 | 34.4 |
| 5. Don't Know | 13 | 6.7 | 3522 | 18.8 |

01i. How much of a problem do you think each of the following is among youth (6 – 12th grade) in your community? Depression



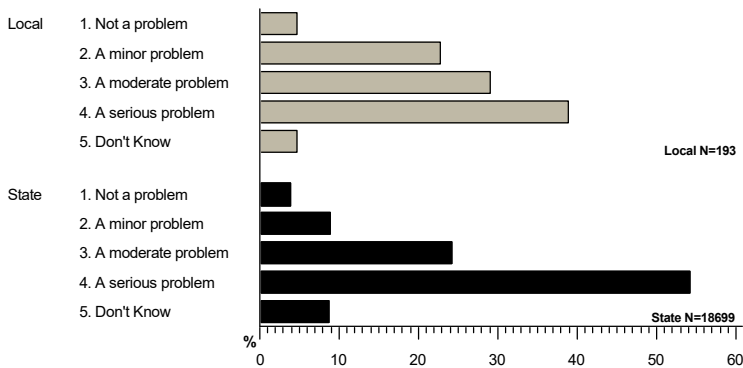
| Answer | Local | | State | |
|-----------------------|-------|------|-------|------|
| | Count | % | Count | % |
| 1. Not a problem | 8 | 4.1 | 563 | 3.0 |
| 2. A minor problem | 34 | 17.3 | 973 | 5.2 |
| 3. A moderate problem | 61 | 31.1 | 3973 | 21.2 |
| 4. A serious problem | 85 | 43.4 | 11986 | 64.0 |
| 5. Don't Know | 8 | 4.1 | 1241 | 6.6 |

01j. How much of a problem do you think each of the following is among youth (6 – 12th grade) in your community? Suicide



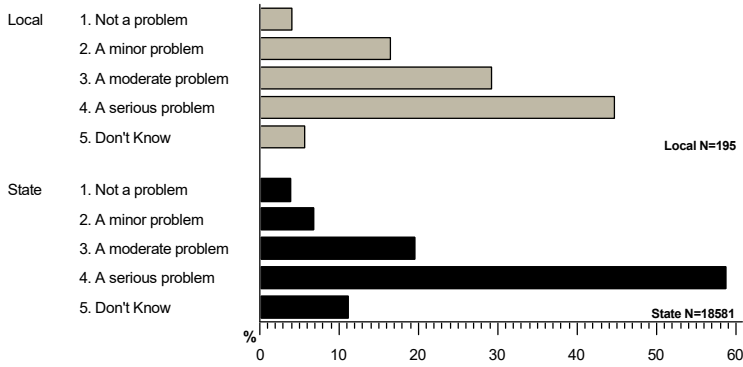
| Answer | Local | | State | |
|-----------------------|-------|------|-------|------|
| | Count | % | Count | % |
| 1. Not a problem | 19 | 9.7 | 906 | 4.8 |
| 2. A minor problem | 49 | 25.1 | 2381 | 12.7 |
| 3. A moderate problem | 60 | 30.8 | 5221 | 27.9 |
| 4. A serious problem | 58 | 29.7 | 7908 | 42.3 |
| 5. Don't Know | 9 | 4.6 | 2287 | 12.2 |

01k. How much of a problem do you think each of the following is among youth (6 – 12th grade) in your community? Bullying



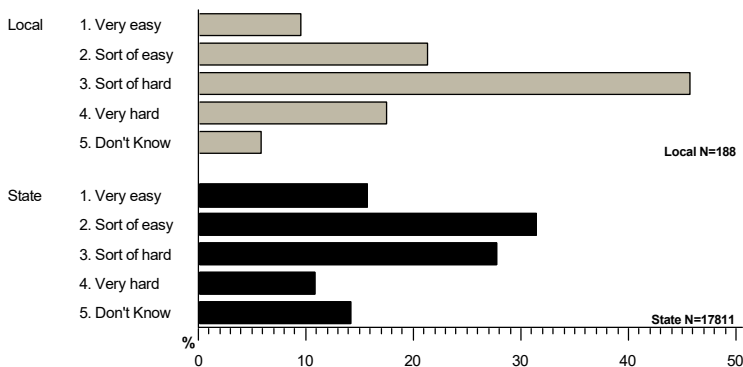
| Answer | Local | | State | |
|-----------------------|-------|------|-------|------|
| | Count | % | Count | % |
| 1. Not a problem | 9 | 4.7 | 721 | 3.9 |
| 2. A minor problem | 44 | 22.8 | 1670 | 8.9 |
| 3. A moderate problem | 56 | 29.0 | 4515 | 24.1 |
| 4. A serious problem | 75 | 38.9 | 10146 | 54.3 |
| 5. Don't Know | 9 | 4.7 | 1647 | 8.8 |

01l. How much of a problem do you think each of the following is among youth (6 – 12th grade) in your community? Bullying on social media



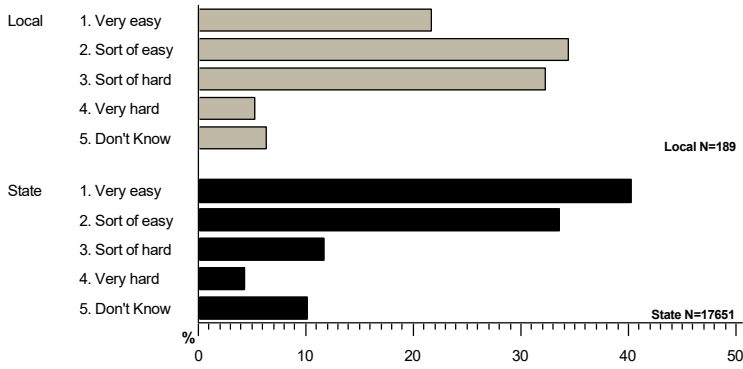
| Answer | Local | | State | |
|-----------------------|-------|------|-------|------|
| | Count | % | Count | % |
| 1. Not a problem | 8 | 4.1 | 730 | 3.9 |
| 2. A minor problem | 32 | 16.4 | 1253 | 6.7 |
| 3. A moderate problem | 57 | 29.2 | 3636 | 19.6 |
| 4. A serious problem | 87 | 44.6 | 10894 | 58.6 |
| 5. Don't Know | 11 | 5.6 | 2068 | 11.1 |

2a. If a youth wanted to get some alcohol, how easy would it be for them to get some? Middle School youth (6th-8th grade)



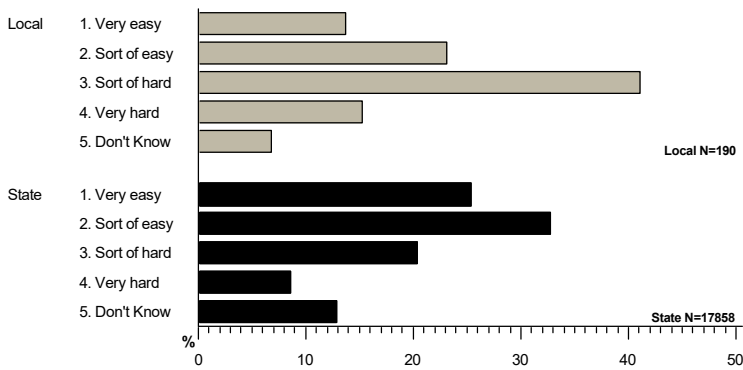
| Answer | Local | | State | |
|-----------------|-------|------|-------|------|
| | Count | % | Count | % |
| 1. Very easy | 18 | 9.6 | 2794 | 15.7 |
| 2. Sort of easy | 40 | 21.3 | 5609 | 31.5 |
| 3. Sort of hard | 86 | 45.7 | 4938 | 27.7 |
| 4. Very hard | 33 | 17.6 | 1934 | 10.9 |
| 5. Don't Know | 11 | 5.9 | 2536 | 14.2 |

2b.If a youth wanted to get some alcohol, how easy would it be for them to get some? High School youth (9th-12th grade)



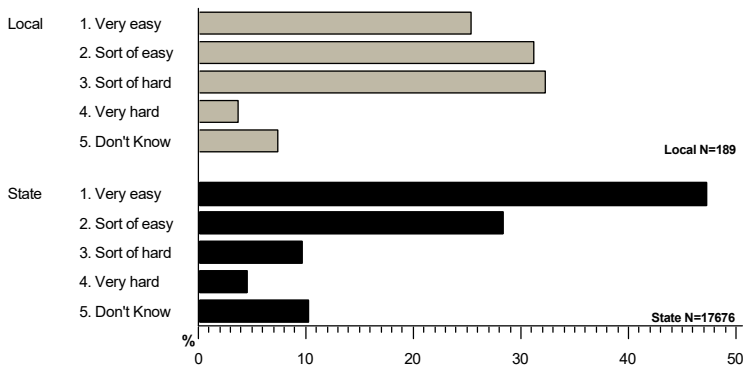
| Answer | Local | | State | |
|-----------------|-------|------|-------|------|
| | Count | % | Count | % |
| 1. Very easy | 41 | 21.7 | 7093 | 40.2 |
| 2. Sort of easy | 65 | 34.4 | 5937 | 33.6 |
| 3. Sort of hard | 61 | 32.3 | 2060 | 11.7 |
| 4. Very hard | 10 | 5.3 | 767 | 4.3 |
| 5. Don't Know | 12 | 6.3 | 1794 | 10.2 |

3a.If a youth wanted to get some marijuana, how easy would it be for them to get some? Middle School youth (6th-8th grade)



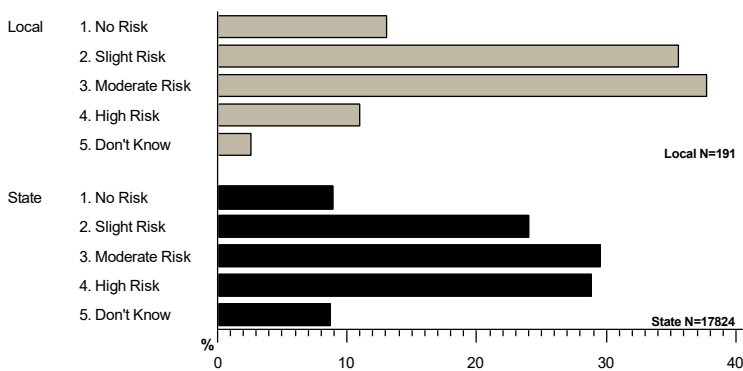
| Answer | Local | | State | |
|-----------------|-------|------|-------|------|
| | Count | % | Count | % |
| 1. Very easy | 26 | 13.7 | 4540 | 25.4 |
| 2. Sort of easy | 44 | 23.2 | 5845 | 32.7 |
| 3. Sort of hard | 78 | 41.1 | 3637 | 20.4 |
| 4. Very hard | 29 | 15.3 | 1534 | 8.6 |
| 5. Don't Know | 13 | 6.8 | 2302 | 12.9 |

3b.If a youth wanted to get some marijuana, how easy would it be for them to get some? High School youth (9th-12th grade)



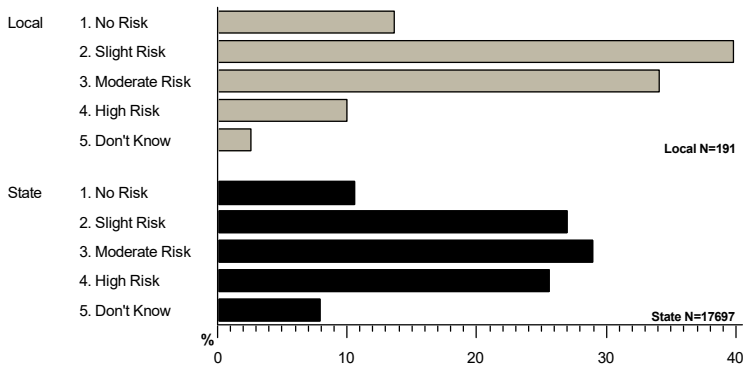
| Answer | Local | | State | |
|-----------------|-------|------|-------|------|
| | Count | % | Count | % |
| 1. Very easy | 48 | 25.4 | 8345 | 47.2 |
| 2. Sort of easy | 59 | 31.2 | 5009 | 28.3 |
| 3. Sort of hard | 61 | 32.3 | 1715 | 9.7 |
| 4. Very hard | 7 | 3.7 | 803 | 4.5 |
| 5. Don't Know | 14 | 7.4 | 1804 | 10.2 |

4a. How much do you think youth risk harming themselves if they try marijuana once or twice? Middle School youth (6th-8th grade)



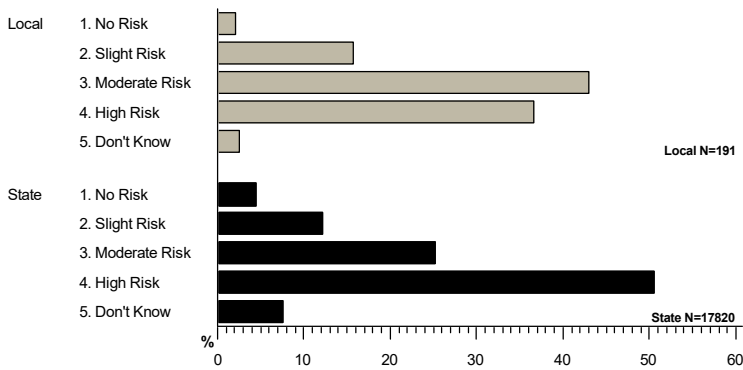
| Answer | Local | | State | |
|------------------|-------|------|-------|------|
| | Count | % | Count | % |
| 1. No Risk | 25 | 13.1 | 1583 | 8.9 |
| 2. Slight Risk | 68 | 35.6 | 4286 | 24.0 |
| 3. Moderate Risk | 72 | 37.7 | 5272 | 29.6 |
| 4. High Risk | 21 | 11.0 | 5138 | 28.8 |
| 5. Don't Know | 5 | 2.6 | 1545 | 8.7 |

4b. How much do you think youth risk harming themselves if they try marijuana once or twice? High School youth (9th-12th grade)



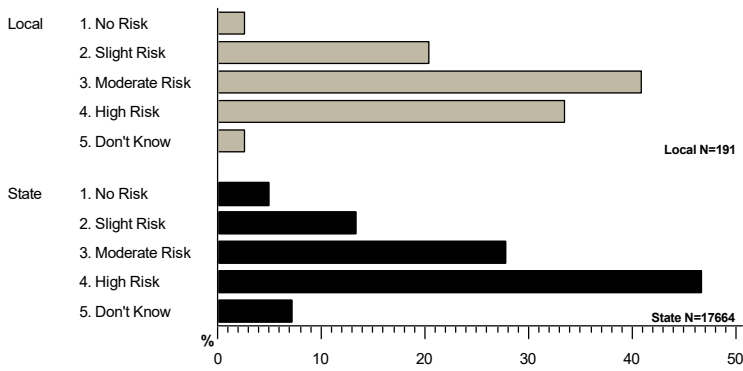
| Answer | Local | | State | |
|------------------|-------|------|-------|------|
| | Count | % | Count | % |
| 1. No Risk | 26 | 13.6 | 1874 | 10.6 |
| 2. Slight Risk | 76 | 39.8 | 4765 | 26.9 |
| 3. Moderate Risk | 65 | 34.0 | 5117 | 28.9 |
| 4. High Risk | 19 | 9.9 | 4535 | 25.6 |
| 5. Don't Know | 5 | 2.6 | 1406 | 7.9 |

5a. How much do you think youth risk harming themselves if they try marijuana regularly (once or twice a week)? Middle School youth (6th-8th grade)



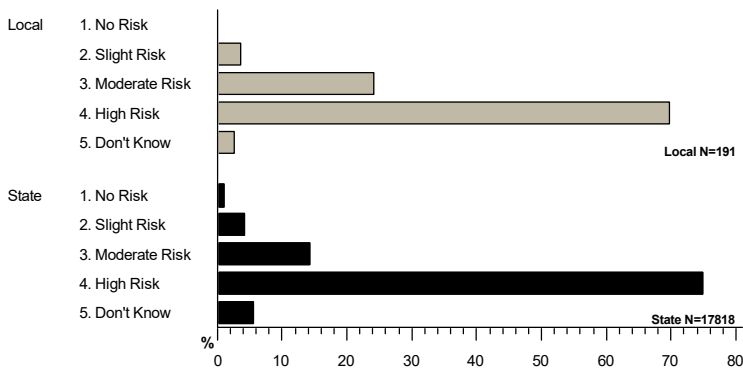
| Answer | Local | | State | |
|------------------|-------|------|-------|------|
| | Count | % | Count | % |
| 1. No Risk | 4 | 2.1 | 807 | 4.5 |
| 2. Slight Risk | 30 | 15.7 | 2180 | 12.2 |
| 3. Moderate Risk | 82 | 42.9 | 4489 | 25.2 |
| 4. High Risk | 70 | 36.6 | 8994 | 50.5 |
| 5. Don't Know | 5 | 2.6 | 1350 | 7.6 |

5b. How much do you think youth risk harming themselves if they try marijuana regularly (once or twice a week)? High School youth (9th-12th grade)



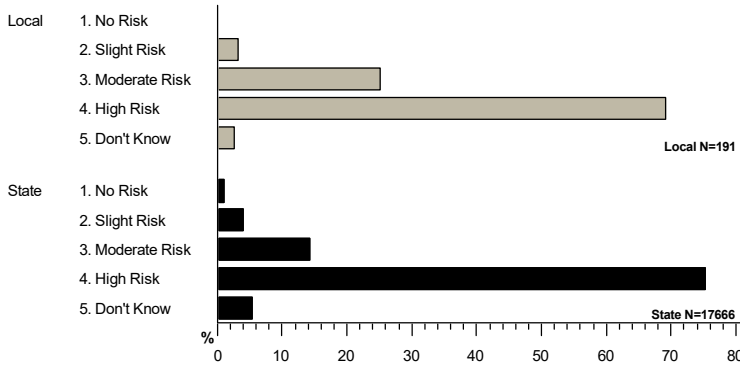
| Answer | Local | | State | |
|------------------|-------|------|-------|------|
| | Count | % | Count | % |
| 1. No Risk | 5 | 2.6 | 872 | 4.9 |
| 2. Slight Risk | 39 | 20.4 | 2363 | 13.4 |
| 3. Moderate Risk | 78 | 40.8 | 4916 | 27.8 |
| 4. High Risk | 64 | 33.5 | 8247 | 46.7 |
| 5. Don't Know | 5 | 2.6 | 1266 | 7.2 |

6a. How much do you think youth risk harming themselves if they use prescription drugs that are not prescribed to them? Middle School youth (6th-8th grade)



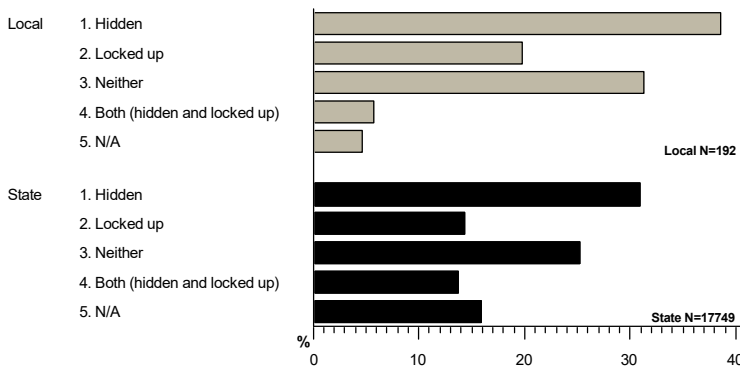
| Answer | Local | | State | |
|------------------|-------|------|-------|------|
| | Count | % | Count | % |
| 1. No Risk | 0 | 0.0 | 191 | 1.1 |
| 2. Slight Risk | 7 | 3.7 | 764 | 4.3 |
| 3. Moderate Risk | 46 | 24.1 | 2533 | 14.2 |
| 4. High Risk | 133 | 69.6 | 13336 | 74.8 |
| 5. Don't Know | 5 | 2.6 | 994 | 5.6 |

6b. How much do you think youth risk harming themselves if they use prescription drugs that are not prescribed to them? High School youth (9th-12th grade)



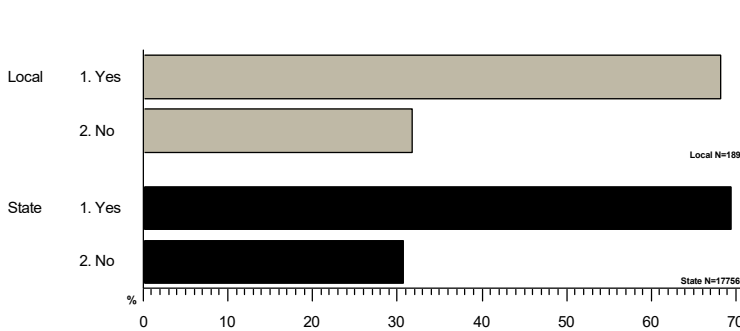
| Answer | Local | | State | |
|------------------|-------|------|-------|------|
| | Count | % | Count | % |
| 1. No Risk | 0 | 0.0 | 173 | 1.0 |
| 2. Slight Risk | 6 | 3.1 | 720 | 4.1 |
| 3. Moderate Risk | 48 | 25.1 | 2517 | 14.2 |
| 4. High Risk | 132 | 69.1 | 13296 | 75.3 |
| 5. Don't Know | 5 | 2.6 | 960 | 5.4 |

7. If you currently have prescription medication at your home, where are those medications usually kept?



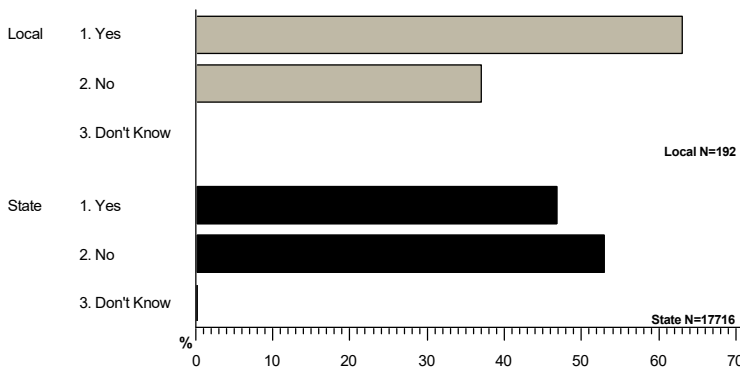
| Answer | Local | | State | |
|--------------------------------|-------|------|-------|------|
| | Count | % | Count | % |
| 1. Hidden | 74 | 38.5 | 5477 | 30.9 |
| 2. Locked up | 38 | 19.8 | 2551 | 14.4 |
| 3. Neither | 60 | 31.3 | 4467 | 25.2 |
| 4. Both (hidden and locked up) | 11 | 5.7 | 2437 | 13.7 |
| 5. N/A | 9 | 4.7 | 2817 | 15.9 |

8. Do you know where in your community you could get rid of prescription drugs that you no longer need?



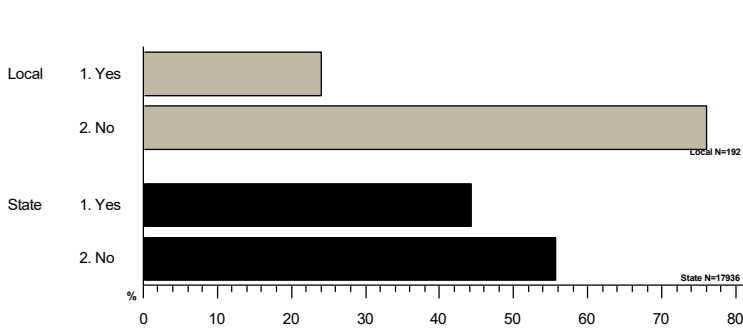
| Answer | Local | | State | |
|--------|-------|------|-------|------|
| | Count | % | Count | % |
| 1. Yes | 129 | 68.3 | 12310 | 69.3 |
| 2. No | 60 | 31.7 | 5446 | 30.7 |

9. There is a group of volunteers in your community who are working to reduce youth alcohol and other drug use. Are you aware of this group/coalition?



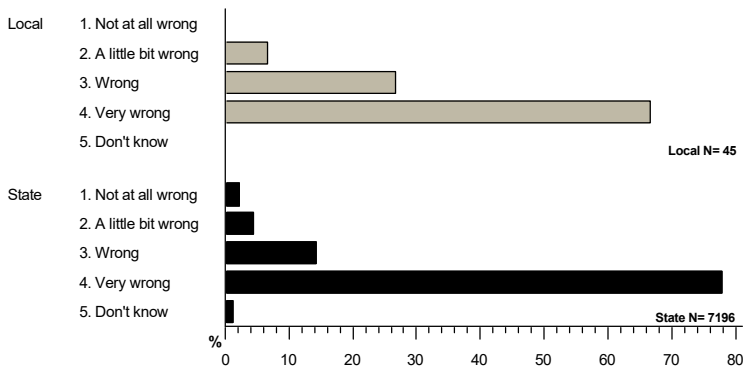
| Answer | Local | | State | |
|---------------|-------|------|-------|------|
| | Count | % | Count | % |
| 1. Yes | 121 | 63.0 | 8291 | 46.8 |
| 2. No | 71 | 37.0 | 9384 | 53.0 |
| 3. Don't Know | 0 | 0.0 | 41 | 0.2 |

10. Are you a parent or guardian with any children in 6th – 12th grade?



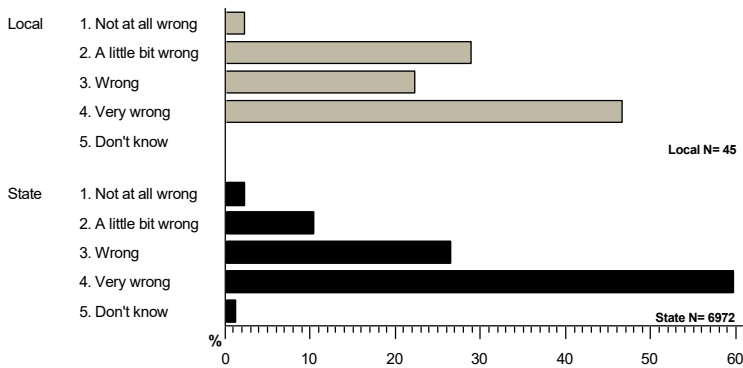
| Answer | Local | | State | |
|--------|-------|------|-------|------|
| | Count | % | Count | % |
| 1. Yes | 46 | 24.0 | 7944 | 44.3 |
| 2. No | 146 | 76.0 | 9992 | 55.7 |

11a1. How wrong do you think it would be for your child / children to drink alcohol? Middle School youth (6th-8th grade)



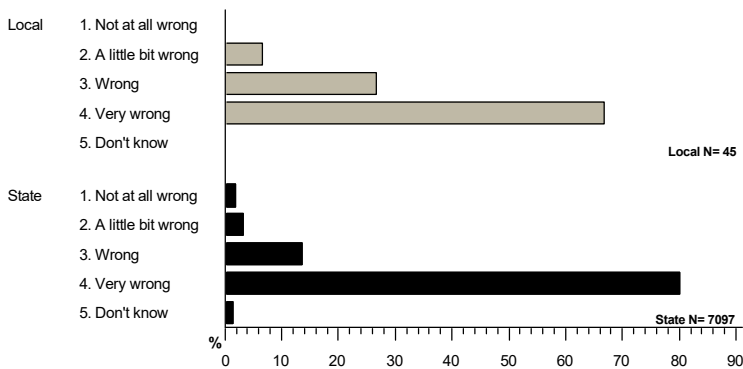
| Answer | Local | | State | |
|-----------------------|-------|------|-------|------|
| | Count | % | Count | % |
| 1. Not at all wrong | 0 | 0.0 | 163 | 2.3 |
| 2. A little bit wrong | 3 | 6.7 | 328 | 4.6 |
| 3. Wrong | 12 | 26.7 | 1023 | 14.2 |
| 4. Very wrong | 30 | 66.7 | 5593 | 77.7 |
| 5. Don't know | 0 | 0.0 | 89 | 1.2 |

11a2. How wrong do you think it would be for your child / children to drink alcohol? High School youth (9th-12th grade)



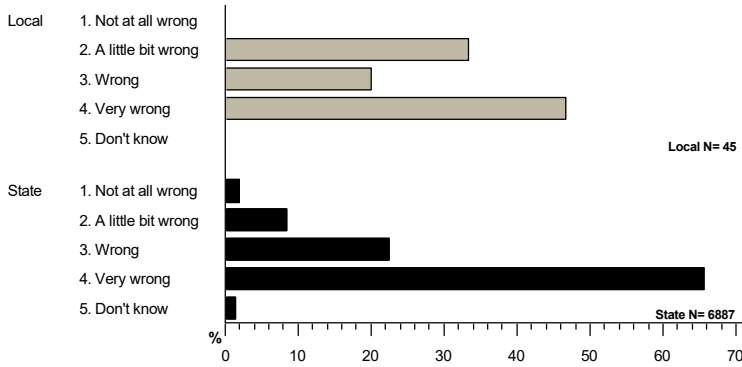
| Answer | Local | | State | |
|-----------------------|-------|------|-------|------|
| | Count | % | Count | % |
| 1. Not at all wrong | 1 | 2.2 | 162 | 2.3 |
| 2. A little bit wrong | 13 | 28.9 | 724 | 10.4 |
| 3. Wrong | 10 | 22.2 | 1843 | 26.4 |
| 4. Very wrong | 21 | 46.7 | 4160 | 59.7 |
| 5. Don't know | 0 | 0.0 | 83 | 1.2 |

11b1. How wrong do you think it would be for your child/ children to use marijuana? Middle School youth (6th-8th grade)



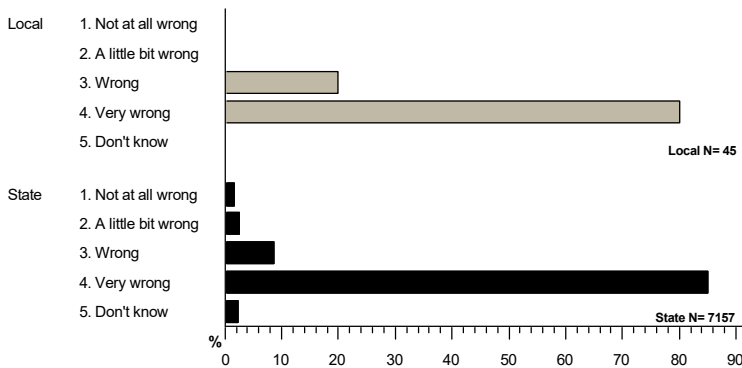
| Answer | Local | | State | |
|-----------------------|-------|------|-------|------|
| | Count | % | Count | % |
| 1. Not at all wrong | 0 | 0.0 | 135 | 1.9 |
| 2. A little bit wrong | 3 | 6.7 | 223 | 3.1 |
| 3. Wrong | 12 | 26.7 | 960 | 13.5 |
| 4. Very wrong | 30 | 66.7 | 5679 | 80.0 |
| 5. Don't know | 0 | 0.0 | 100 | 1.4 |

11b2. How wrong do you think it would be for your child / children to use marijuana? High School youth (9th-12th grade)



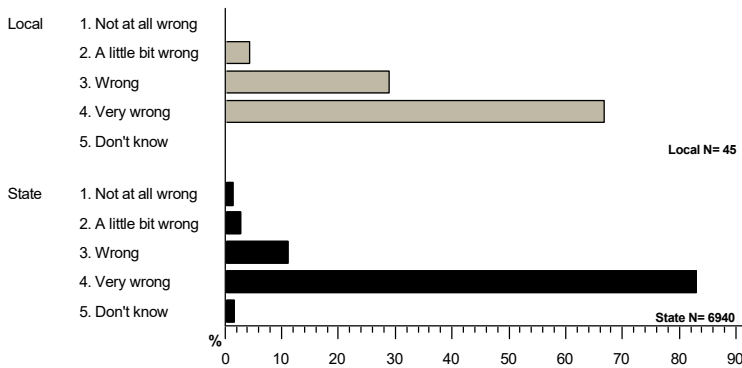
| Answer | Local | | State | |
|-----------------------|-------|------|-------|------|
| | Count | % | Count | % |
| 1. Not at all wrong | 0 | 0.0 | 139 | 2.0 |
| 2. A little bit wrong | 15 | 33.3 | 577 | 8.4 |
| 3. Wrong | 9 | 20.0 | 1554 | 22.6 |
| 4. Very wrong | 21 | 46.7 | 4517 | 65.6 |
| 5. Don't know | 0 | 0.0 | 100 | 1.5 |

11c1. How wrong do you think it would be for your child / children to use prescription drugs not prescribed to them? Middle School youth (6th-8th grade)



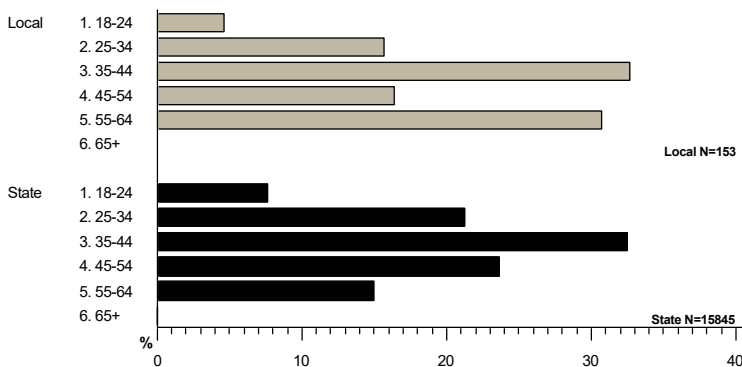
| Answer | Local | | State | |
|-----------------------|-------|------|-------|------|
| | Count | % | Count | % |
| 1. Not at all wrong | 0 | 0.0 | 123 | 1.7 |
| 2. A little bit wrong | 0 | 0.0 | 175 | 2.4 |
| 3. Wrong | 9 | 20.0 | 612 | 8.6 |
| 4. Very wrong | 36 | 80.0 | 6088 | 85.1 |
| 5. Don't know | 0 | 0.0 | 159 | 2.2 |

11c2. How wrong do you think it would be for your child / children to use prescription drugs not prescribed to them? High School youth (9th-12th grade)



| Answer | Local | | State | |
|-----------------------|-------|------|-------|------|
| | Count | % | Count | % |
| 1. Not at all wrong | 0 | 0.0 | 97 | 1.4 |
| 2. A little bit wrong | 2 | 4.4 | 197 | 2.8 |
| 3. Wrong | 13 | 28.9 | 773 | 11.1 |
| 4. Very wrong | 30 | 66.7 | 5758 | 83.0 |
| 5. Don't know | 0 | 0.0 | 115 | 1.7 |

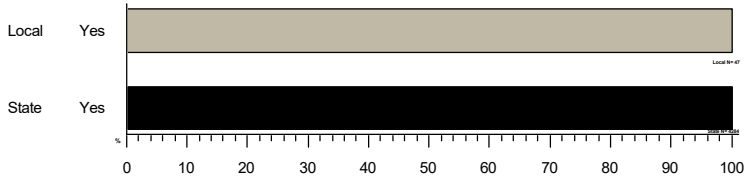
12. What is your age?



| Answer | Local | | State | |
|----------|-------|------|-------|------|
| | Count | % | Count | % |
| 1. 18-24 | 7 | 4.6 | 1205 | 7.6 |
| 2. 25-34 | 24 | 15.7 | 3373 | 21.3 |
| 3. 35-44 | 50 | 32.7 | 5140 | 32.4 |
| 4. 45-54 | 25 | 16.3 | 3749 | 23.7 |
| 5. 55-64 | 47 | 30.7 | 2373 | 15.0 |
| 6. 65+ | 0 | 0.0 | 5 | 0.0 |

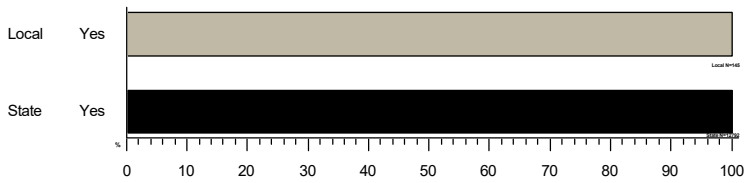
13a. How do you currently identify yourself? Male

| Answer | Local | | State | |
|--------|-------|-------|-------|-------|
| | Count | % | Count | % |
| Yes | 47 | 100.0 | 4284 | 100.0 |



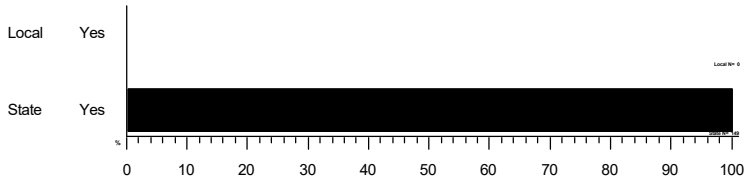
13b. How do you currently identify yourself? Female

| Answer | Local | | State | |
|--------|-------|-------|-------|-------|
| | Count | % | Count | % |
| Yes | 145 | 100.0 | 12792 | 100.0 |



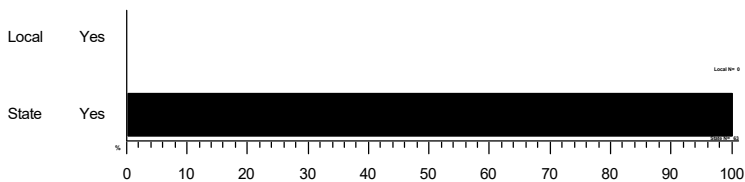
13c. How do you currently identify yourself? Transgender

| Answer | Local | | State | |
|--------|-------|-----|-------|-------|
| | Count | % | Count | % |
| Yes | 0 | 0.0 | 149 | 100.0 |



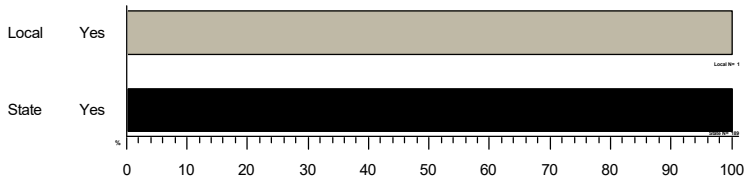
13d. How do you currently identify yourself? Questioning / not sure of my gender identity

| Answer | Local | | State | |
|--------|-------|-----|-------|-------|
| | Count | % | Count | % |
| Yes | 0 | 0.0 | 63 | 100.0 |



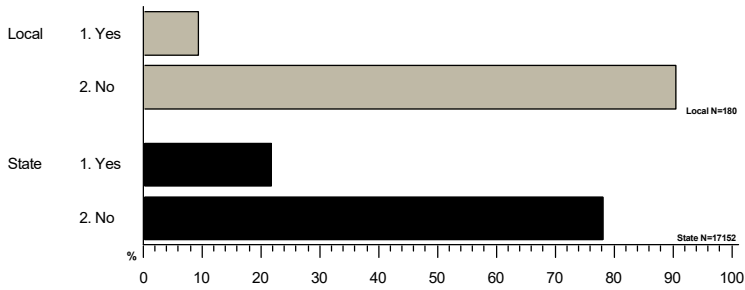
13e. How do you currently identify yourself? Something else fits better

| Answer | Local | | State | |
|--------|-------|-------|-------|-------|
| | Count | % | Count | % |
| Yes | 1 | 100.0 | 189 | 100.0 |



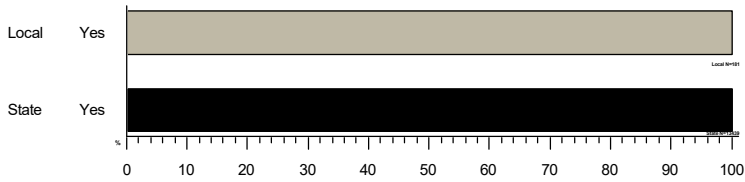
14. Are you of Hispanic, Latino/Latina or Spanish origin?

| Answer | Local | | State | |
|--------|-------|------|-------|------|
| | Count | % | Count | % |
| 1. Yes | 17 | 9.4 | 3743 | 21.8 |
| 2. No | 163 | 90.6 | 13409 | 78.2 |



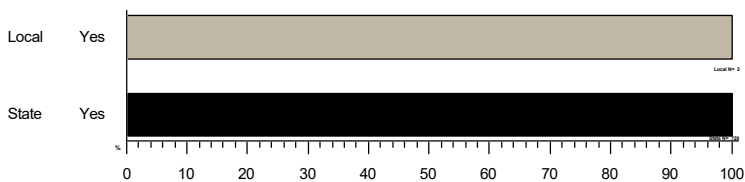
15a. What is your race? White

| Answer | Local | | State | |
|--------|-------|-------|-------|-------|
| | Count | % | Count | % |
| Yes | 181 | 100.0 | 13439 | 100.0 |



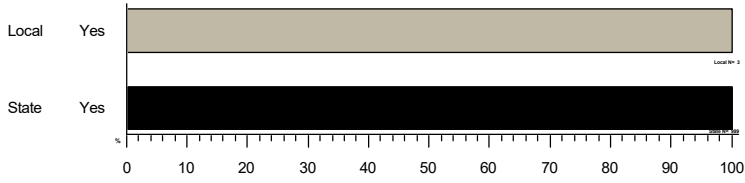
15b. What is your race? Black or African American

| Answer | Local | | State | |
|--------|-------|-------|-------|-------|
| | Count | % | Count | % |
| Yes | 2 | 100.0 | 729 | 100.0 |



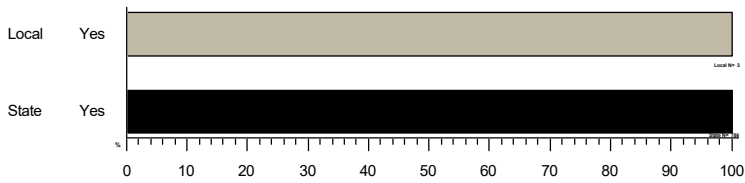
15c. What is your race? American Indian, Alaska Native

| Answer | Local | | State | |
|--------|-------|-------|-------|-------|
| | Count | % | Count | % |
| Yes | 3 | 100.0 | 999 | 100.0 |



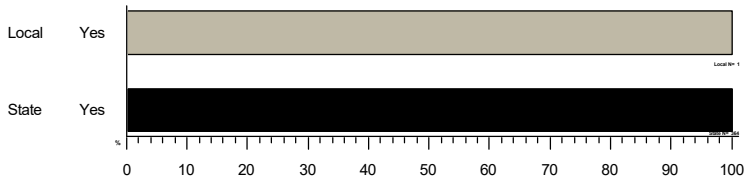
15d. What is your race? Asian or Asian American

| Answer | Local | | State | |
|--------|-------|-------|-------|-------|
| | Count | % | Count | % |
| Yes | 3 | 100.0 | 786 | 100.0 |



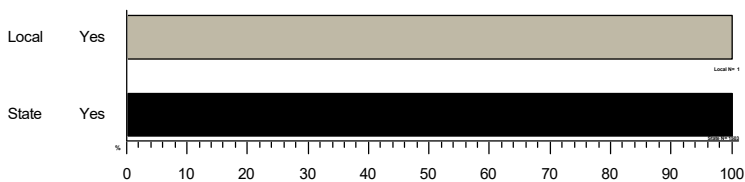
15e. What is your race? Native Hawaiian or other Pacific Islander

| Answer | Local | | State | |
|--------|-------|-------|-------|-------|
| | Count | % | Count | % |
| Yes | 1 | 100.0 | 364 | 100.0 |



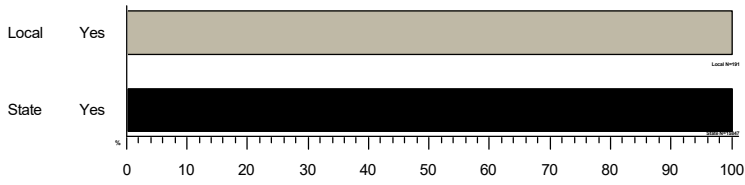
15f. What is your race? Other

| Answer | Local | | State | |
|--------|-------|-------|-------|-------|
| | Count | % | Count | % |
| Yes | 1 | 100.0 | 1503 | 100.0 |



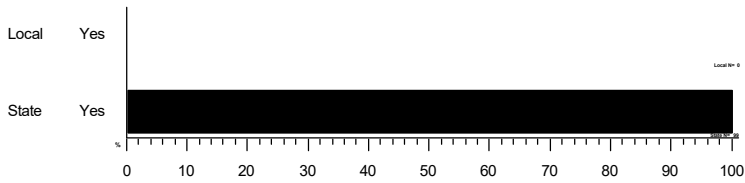
16b. What languages are spoken in your home? English

| Answer | Local | | State | |
|--------|-------|-------|-------|-------|
| | Count | % | Count | % |
| Yes | 191 | 100.0 | 15847 | 100.0 |



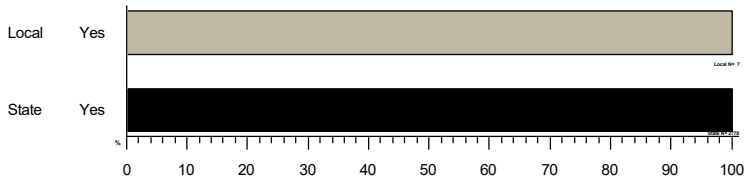
16a. What languages are spoken in your home? Cambodian

| Answer | Local | | State | |
|--------|-------|-----|-------|-------|
| | Count | % | Count | % |
| Yes | 0 | 0.0 | 99 | 100.0 |



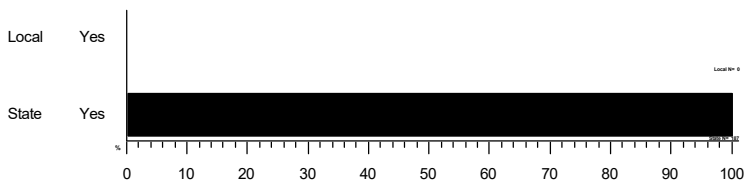
16e. What languages are spoken in your home? Spanish

| Answer | Local | | State | |
|--------|-------|-------|-------|-------|
| | Count | % | Count | % |
| Yes | 7 | 100.0 | 2778 | 100.0 |



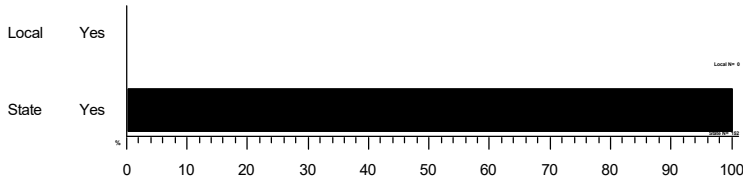
16c. What languages are spoken in your home? Russian

| Answer | Local | | State | |
|--------|-------|-----|-------|-------|
| | Count | % | Count | % |
| Yes | 0 | 0.0 | 187 | 100.0 |



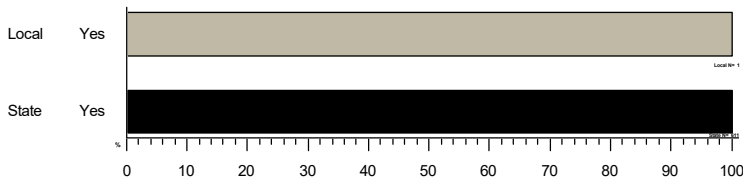
16d. What languages are spoken in your home? Somali

| Answer | Local | | State | |
|--------|-------|-----|-------|-------|
| | Count | % | Count | % |
| Yes | 0 | 0.0 | 152 | 100.0 |



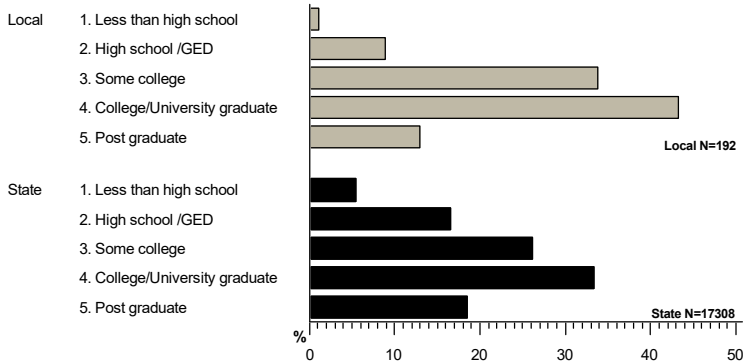
16f. What languages are spoken in your home? Other

| Answer | Local | | State | |
|--------|-------|-------|-------|-------|
| | Count | % | Count | % |
| Yes | 1 | 100.0 | 611 | 100.0 |



17. What is the highest degree or level of school you completed?

| Answer | Local | | State | |
|--------------------------------|-------|------|-------|------|
| | Count | % | Count | % |
| 1. Less than high school | 2 | 1.0 | 938 | 5.4 |
| 2. High school /GED | 17 | 8.9 | 2867 | 16.6 |
| 3. Some college | 65 | 33.9 | 4525 | 26.1 |
| 4. College/University graduate | 83 | 43.2 | 5777 | 33.4 |
| 5. Post graduate | 25 | 13.0 | 3201 | 18.5 |



18. What is your zip code where you live most of the time?

| | 77399 | 98325 | 98339 | 98358 | 98365 | 98368 | 98369 | 98376 | Unanswered |
|-------|-------|-------|-------|-------|-------|-------|-------|-------|------------|
| Local | 1 | 96 | 11 | 4 | 56 | 17 | 1 | 1 | 10 |

