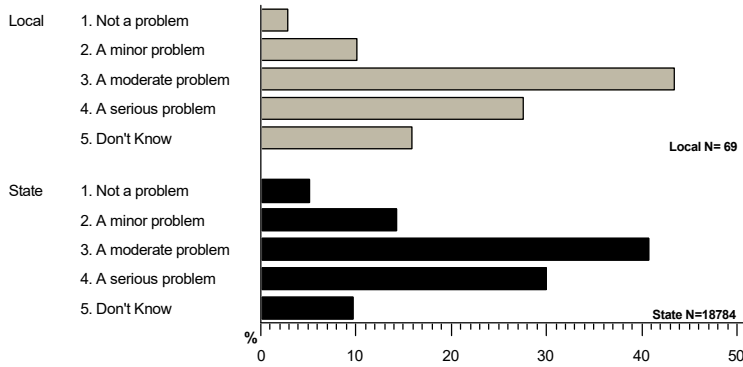


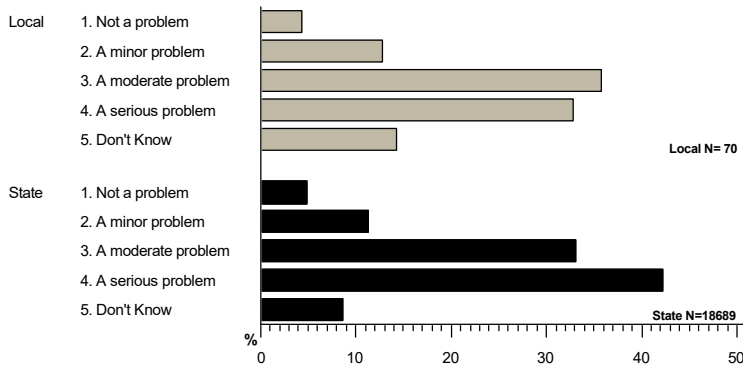
**2022 Quilcene CPWI Community Survey Results**  
70 responses collected between 07/15/2022 and 11/29/2022

**01a. How much of a problem do you think each of the following is among youth (6 – 12th grade) in your community? Alcohol use**



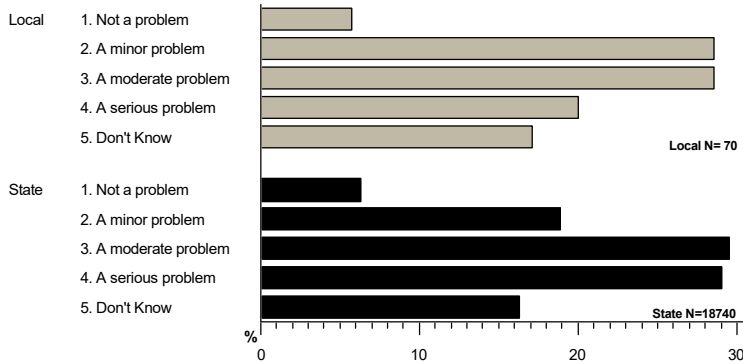
Answer	Local		State	
	Count	%	Count	%
1. Not a problem	2	2.9	968	5.2
2. A minor problem	7	10.1	2689	14.3
3. A moderate problem	30	43.5	7660	40.8
4. A serious problem	19	27.5	5631	30.0
5. Don't Know	11	15.9	1836	9.8

**01b. How much of a problem do you think each of the following is among youth (6 – 12th grade) in your community? Marijuana or hashish use**



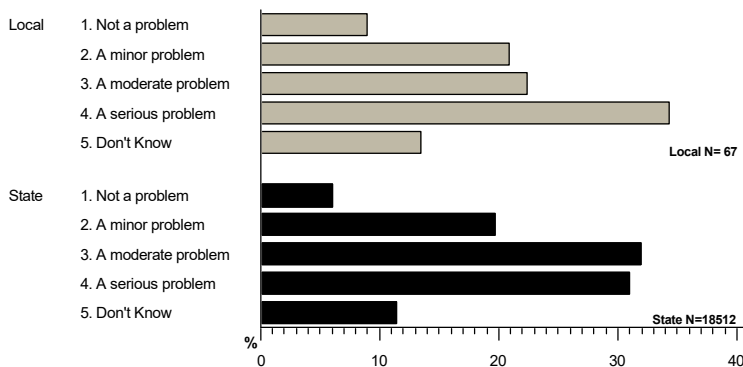
Answer	Local		State	
	Count	%	Count	%
1. Not a problem	3	4.3	907	4.9
2. A minor problem	9	12.9	2113	11.3
3. A moderate problem	25	35.7	6175	33.0
4. A serious problem	23	32.9	7892	42.2
5. Don't Know	10	14.3	1602	8.6

**01c. How much of a problem do you think each of the following is among youth (6 – 12th grade) in your community? Prescription drug misuse (using medication without a prescription or in a way other than prescribed )**



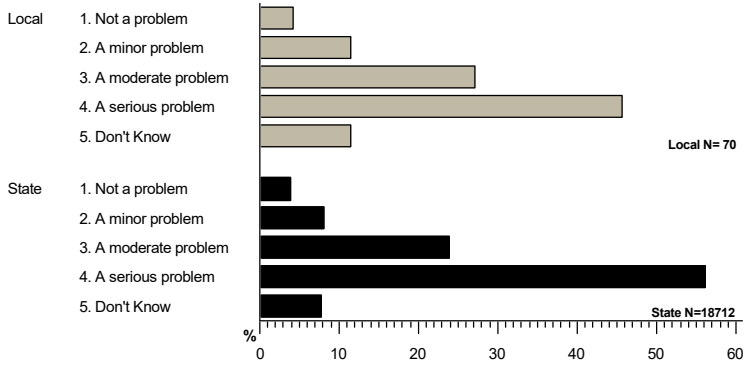
Answer	Local		State	
	Count	%	Count	%
1. Not a problem	4	5.7	1179	6.3
2. A minor problem	20	28.6	3543	18.9
3. A moderate problem	20	28.6	5524	29.5
4. A serious problem	14	20.0	5434	29.0
5. Don't Know	12	17.1	3060	16.3

**01e. How much of a problem do you think each of the following is among youth (6 – 12th grade) in your community? Tobacco use**



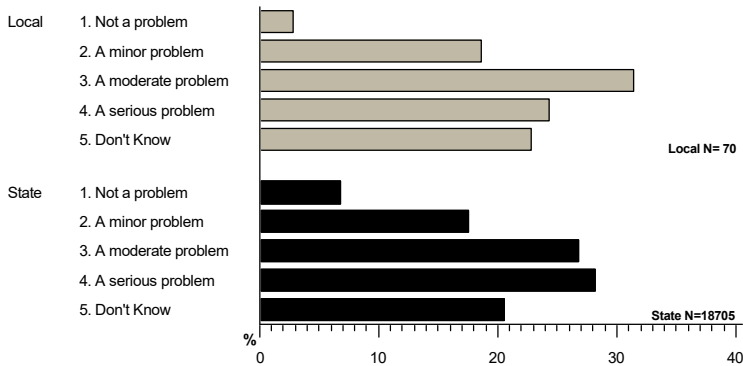
Answer	Local		State	
	Count	%	Count	%
1. Not a problem	6	9.0	1118	6.0
2. A minor problem	14	20.9	3649	19.7
3. A moderate problem	15	22.4	5910	31.9
4. A serious problem	23	34.3	5729	30.9
5. Don't Know	9	13.4	2106	11.4

**01f. How much of a problem do you think each of the following is among youth (6 – 12th grade) in your community? E-cigarettes or other electronic vapor products**



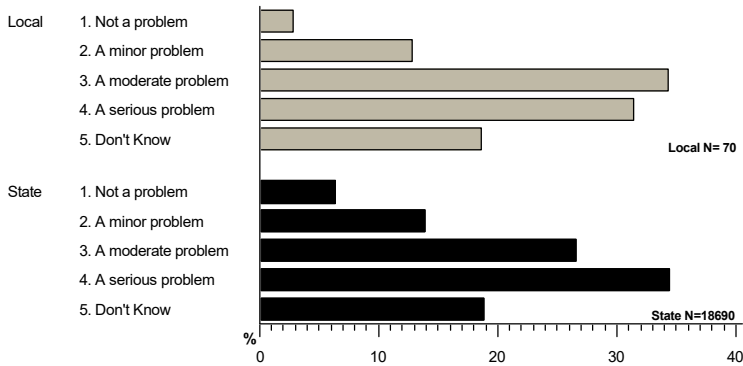
Answer	Local		State	
	Count	%	Count	%
1. Not a problem	3	4.3	743	4.0
2. A minor problem	8	11.4	1507	8.1
3. A moderate problem	19	27.1	4482	24.0
4. A serious problem	32	45.7	10509	56.2
5. Don't Know	8	11.4	1471	7.9

**01g. How much of a problem do you think each of the following is among youth (6 – 12th grade) in your community? Driving under the influence of alcohol**



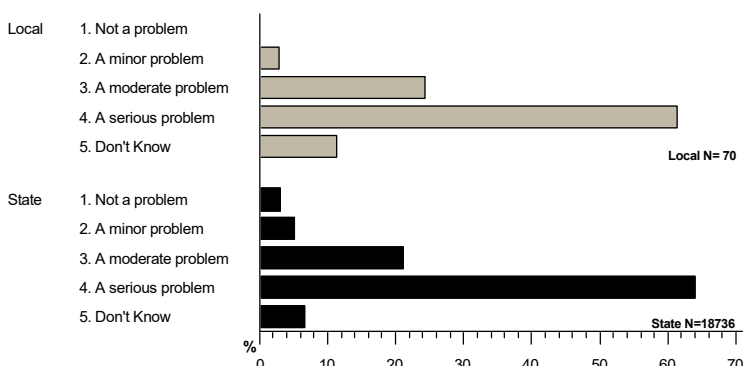
Answer	Local		State	
	Count	%	Count	%
1. Not a problem	2	2.9	1277	6.8
2. A minor problem	13	18.6	3289	17.6
3. A moderate problem	22	31.4	5006	26.8
4. A serious problem	17	24.3	5281	28.2
5. Don't Know	16	22.9	3852	20.6

**01h. How much of a problem do you think each of the following is among youth (6 – 12th grade) in your community? Driving under the influence of marijuana**



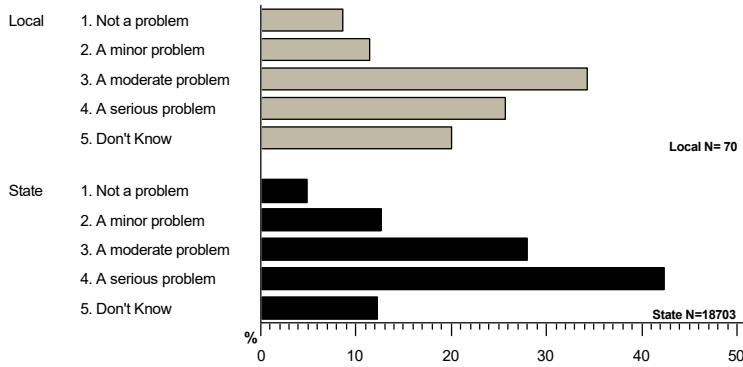
Answer	Local		State	
	Count	%	Count	%
1. Not a problem	2	2.9	1181	6.3
2. A minor problem	9	12.9	2598	13.9
3. A moderate problem	24	34.3	4965	26.6
4. A serious problem	22	31.4	6424	34.4
5. Don't Know	13	18.6	3522	18.8

**01i. How much of a problem do you think each of the following is among youth (6 – 12th grade) in your community? Depression**



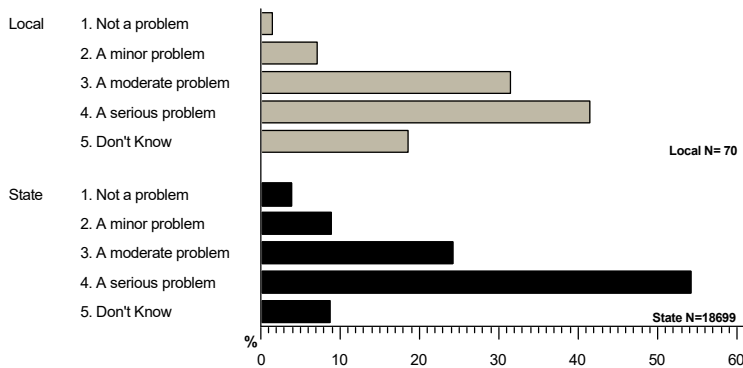
Answer	Local		State	
	Count	%	Count	%
1. Not a problem	0	0.0	563	3.0
2. A minor problem	2	2.9	973	5.2
3. A moderate problem	17	24.3	3973	21.2
4. A serious problem	43	61.4	11986	64.0
5. Don't Know	8	11.4	1241	6.6

**01j. How much of a problem do you think each of the following is among youth (6 – 12th grade) in your community? Suicide**



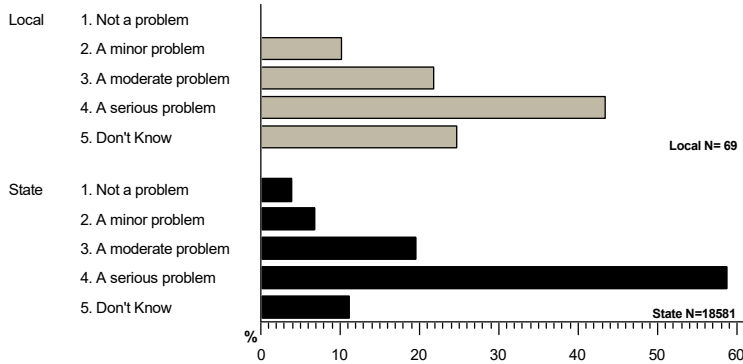
Answer	Local		State	
	Count	%	Count	%
1. Not a problem	6	8.6	906	4.8
2. A minor problem	8	11.4	2381	12.7
3. A moderate problem	24	34.3	5221	27.9
4. A serious problem	18	25.7	7908	42.3
5. Don't Know	14	20.0	2287	12.2

**01k. How much of a problem do you think each of the following is among youth (6 – 12th grade) in your community? Bullying**



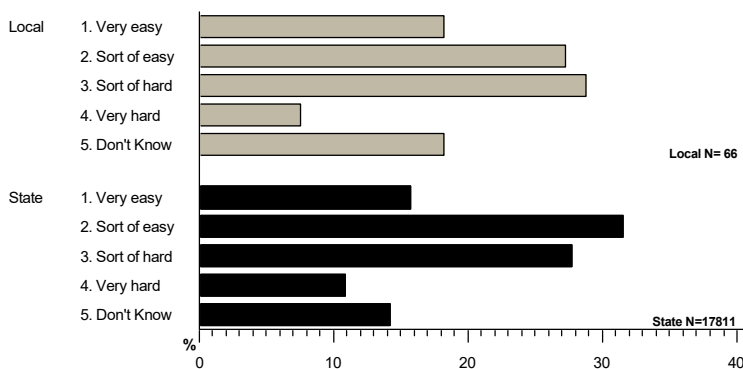
Answer	Local		State	
	Count	%	Count	%
1. Not a problem	1	1.4	721	3.9
2. A minor problem	5	7.1	1670	8.9
3. A moderate problem	22	31.4	4515	24.1
4. A serious problem	29	41.4	10146	54.3
5. Don't Know	13	18.6	1647	8.8

**01l. How much of a problem do you think each of the following is among youth (6 – 12th grade) in your community? Bullying on social media**



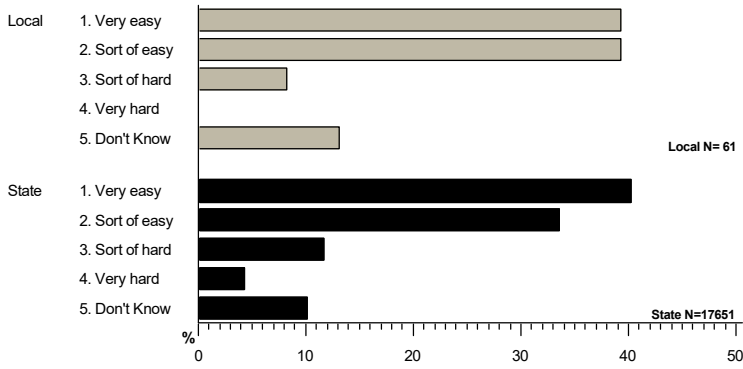
Answer	Local		State	
	Count	%	Count	%
1. Not a problem	0	0.0	730	3.9
2. A minor problem	7	10.1	1253	6.7
3. A moderate problem	15	21.7	3636	19.6
4. A serious problem	30	43.5	10894	58.6
5. Don't Know	17	24.6	2068	11.1

**2a. If a youth wanted to get some alcohol, how easy would it be for them to get some? Middle School youth (6th-8th grade)**



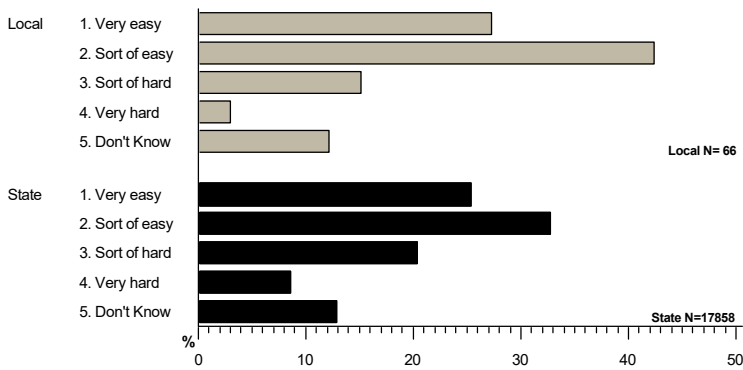
Answer	Local		State	
	Count	%	Count	%
1. Very easy	12	18.2	2794	15.7
2. Sort of easy	18	27.3	5609	31.5
3. Sort of hard	19	28.8	4938	27.7
4. Very hard	5	7.6	1934	10.9
5. Don't Know	12	18.2	2536	14.2

**2b.If a youth wanted to get some alcohol, how easy would it be for them to get some? High School youth (9th-12th grade)**



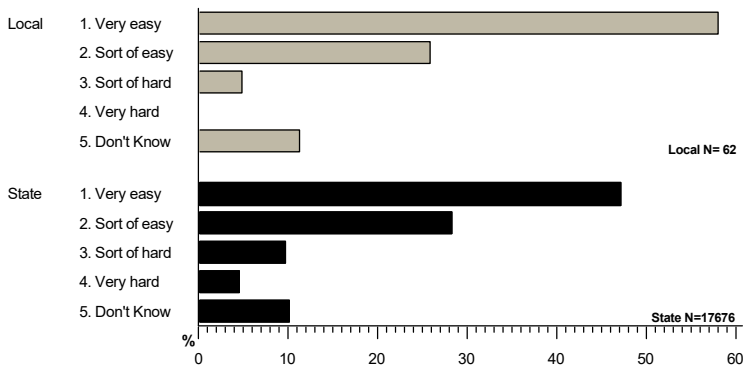
Answer	Local		State	
	Count	%	Count	%
1. Very easy	24	39.3	7093	40.2
2. Sort of easy	24	39.3	5937	33.6
3. Sort of hard	5	8.2	2060	11.7
4. Very hard	0	0.0	767	4.3
5. Don't Know	8	13.1	1794	10.2

**3a.If a youth wanted to get some marijuana, how easy would it be for them to get some? Middle School youth (6th-8th grade)**



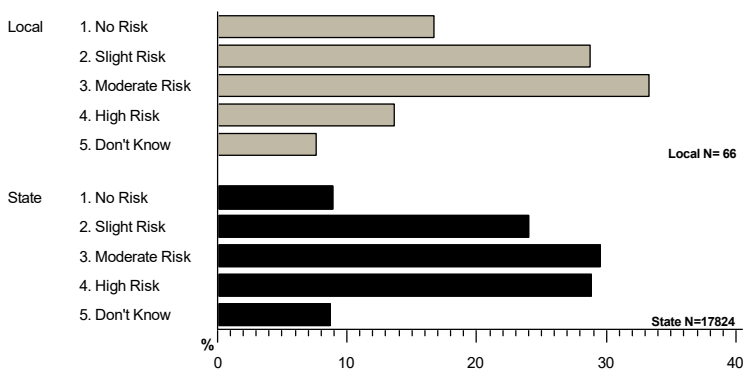
Answer	Local		State	
	Count	%	Count	%
1. Very easy	18	27.3	4540	25.4
2. Sort of easy	28	42.4	5845	32.7
3. Sort of hard	10	15.2	3637	20.4
4. Very hard	2	3.0	1534	8.6
5. Don't Know	8	12.1	2302	12.9

**3b.If a youth wanted to get some marijuana, how easy would it be for them to get some? High School youth (9th-12th grade)**



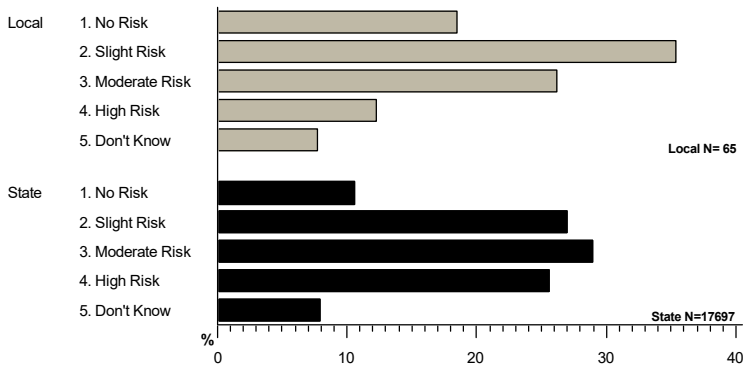
Answer	Local		State	
	Count	%	Count	%
1. Very easy	36	58.1	8345	47.2
2. Sort of easy	16	25.8	5009	28.3
3. Sort of hard	3	4.8	1715	9.7
4. Very hard	0	0.0	803	4.5
5. Don't Know	7	11.3	1804	10.2

**4a. How much do you think youth risk harming themselves if they try marijuana once or twice? Middle School youth (6th-8th grade)**



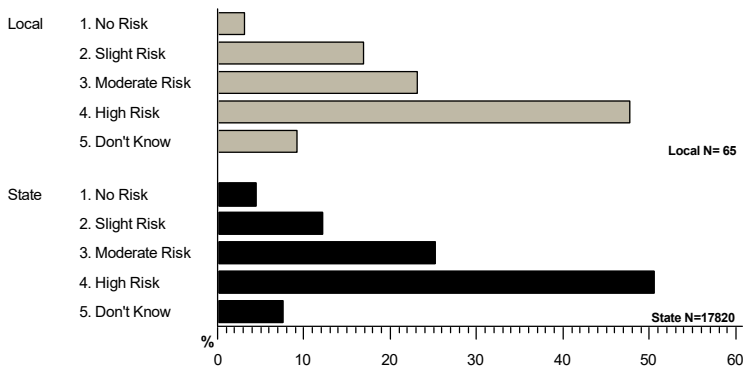
Answer	Local		State	
	Count	%	Count	%
1. No Risk	11	16.7	1583	8.9
2. Slight Risk	19	28.8	4286	24.0
3. Moderate Risk	22	33.3	5272	29.6
4. High Risk	9	13.6	5138	28.8
5. Don't Know	5	7.6	1545	8.7

**4b. How much do you think youth risk harming themselves if they try marijuana once or twice? High School youth (9th-12th grade)**



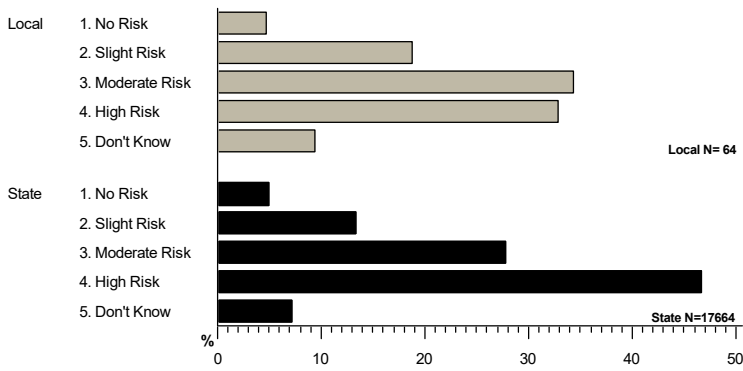
Answer	Local		State	
	Count	%	Count	%
1. No Risk	12	18.5	1874	10.6
2. Slight Risk	23	35.4	4765	26.9
3. Moderate Risk	17	26.2	5117	28.9
4. High Risk	8	12.3	4535	25.6
5. Don't Know	5	7.7	1406	7.9

**5a. How much do you think youth risk harming themselves if they try marijuana regularly (once or twice a week)? Middle School youth (6th-8th grade)**



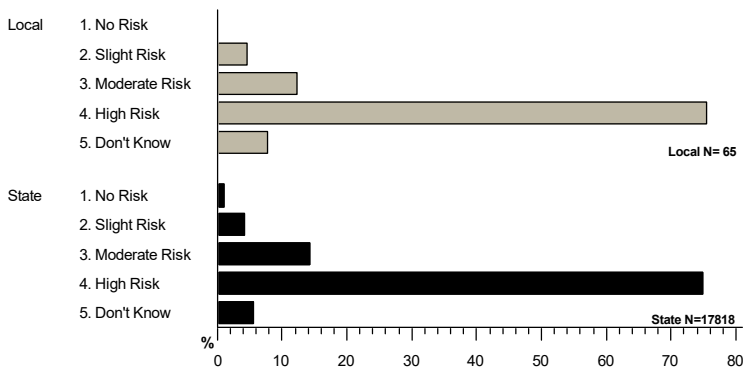
Answer	Local		State	
	Count	%	Count	%
1. No Risk	2	3.1	807	4.5
2. Slight Risk	11	16.9	2180	12.2
3. Moderate Risk	15	23.1	4489	25.2
4. High Risk	31	47.7	8994	50.5
5. Don't Know	6	9.2	1350	7.6

**5b. How much do you think youth risk harming themselves if they try marijuana regularly (once or twice a week)? High School youth (9th-12th grade)**



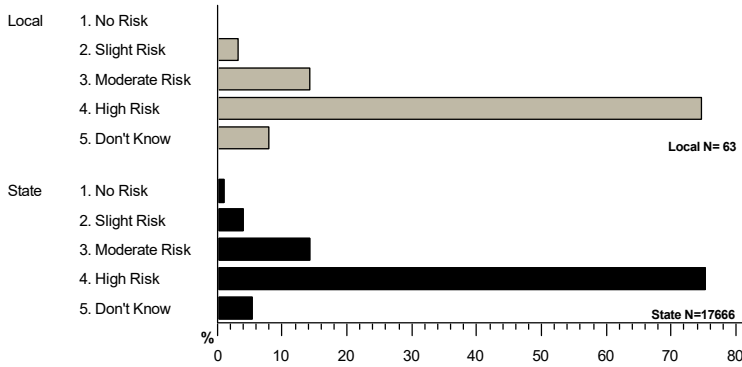
Answer	Local		State	
	Count	%	Count	%
1. No Risk	3	4.7	872	4.9
2. Slight Risk	12	18.8	2363	13.4
3. Moderate Risk	22	34.4	4916	27.8
4. High Risk	21	32.8	8247	46.7
5. Don't Know	6	9.4	1266	7.2

**6a. How much do you think youth risk harming themselves if they use prescription drugs that are not prescribed to them? Middle School youth (6th-8th grade)**



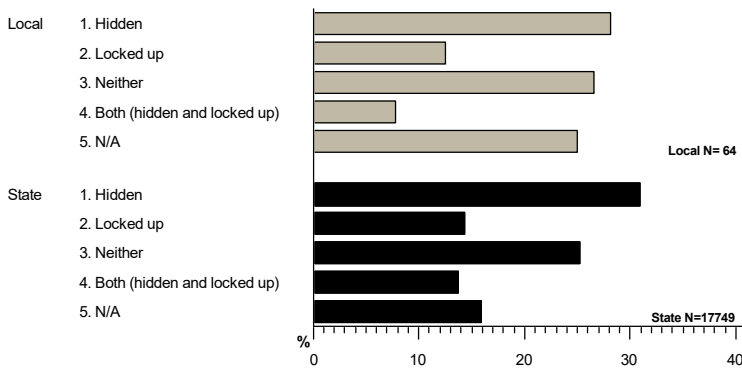
Answer	Local		State	
	Count	%	Count	%
1. No Risk	0	0.0	191	1.1
2. Slight Risk	3	4.6	764	4.3
3. Moderate Risk	8	12.3	2533	14.2
4. High Risk	49	75.4	13336	74.8
5. Don't Know	5	7.7	994	5.6

**6b. How much do you think youth risk harming themselves if they use prescription drugs that are not prescribed to them? High School youth (9th-12th grade)**



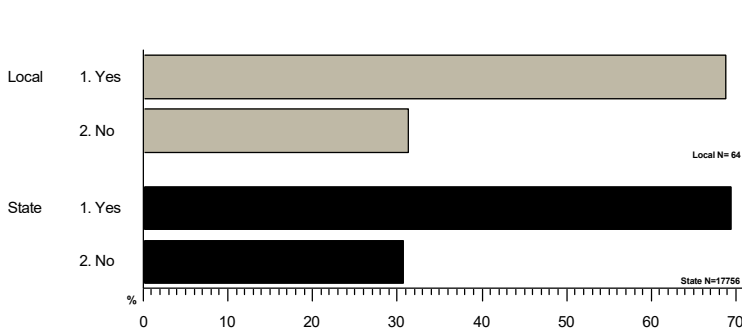
Answer	Local		State	
	Count	%	Count	%
1. No Risk	0	0.0	173	1.0
2. Slight Risk	2	3.2	720	4.1
3. Moderate Risk	9	14.3	2517	14.2
4. High Risk	47	74.6	13296	75.3
5. Don't Know	5	7.9	960	5.4

**7. If you currently have prescription medication at your home, where are those medications usually kept?**



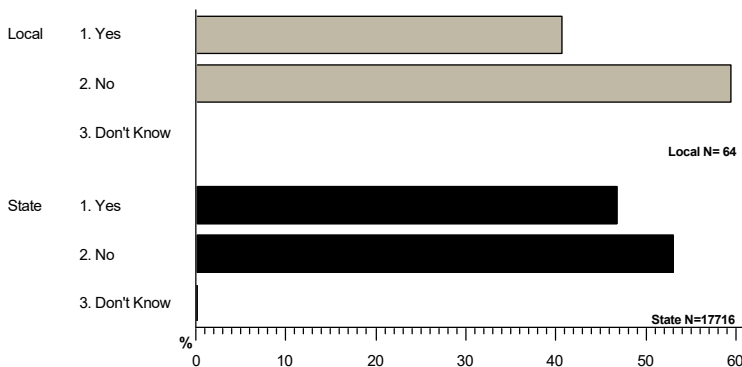
Answer	Local		State	
	Count	%	Count	%
1. Hidden	18	28.1	5477	30.9
2. Locked up	8	12.5	2551	14.4
3. Neither	17	26.6	4467	25.2
4. Both (hidden and locked up)	5	7.8	2437	13.7
5. N/A	16	25.0	2817	15.9

**8. Do you know where in your community you could get rid of prescription drugs that you no longer need?**



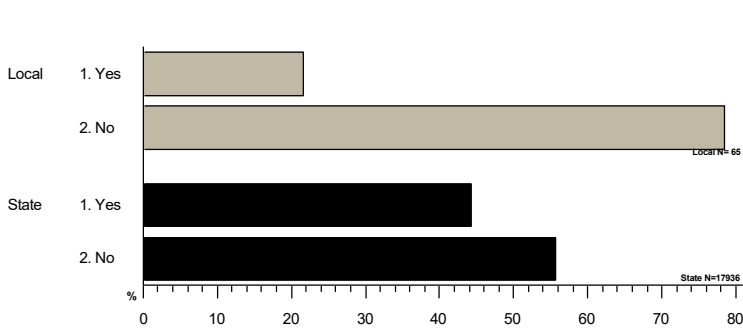
Answer	Local		State	
	Count	%	Count	%
1. Yes	44	68.8	12310	69.3
2. No	20	31.3	5446	30.7

**9. There is a group of volunteers in your community who are working to reduce youth alcohol and other drug use. Are you aware of this group/coalition?**



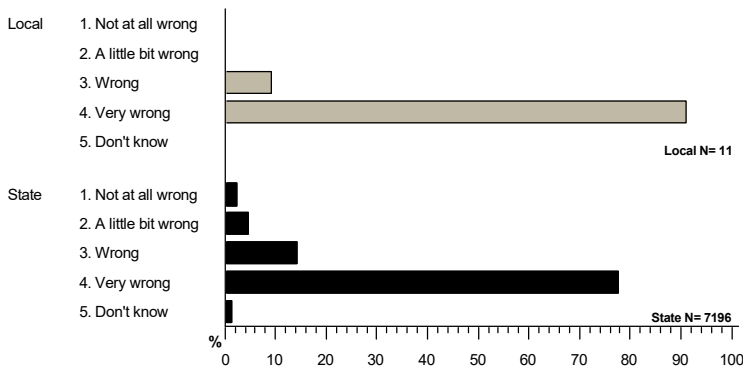
Answer	Local		State	
	Count	%	Count	%
1. Yes	26	40.6	8291	46.8
2. No	38	59.4	9384	53.0
3. Don't Know	0	0.0	41	0.2

**10. Are you a parent or guardian with any children in 6th – 12th grade?**



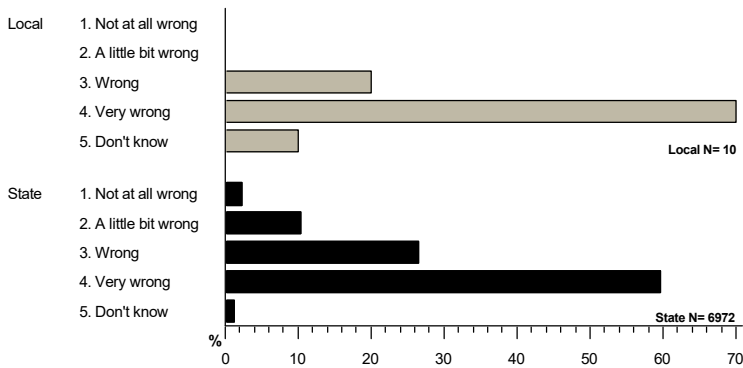
Answer	Local		State	
	Count	%	Count	%
1. Yes	14	21.5	7944	44.3
2. No	51	78.5	9992	55.7

**11a1. How wrong do you think it would be for your child / children to drink alcohol? Middle School youth (6th-8th grade)**



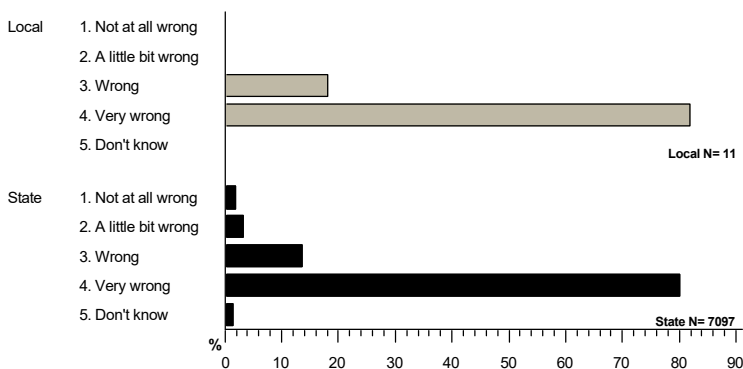
Answer	Local		State	
	Count	%	Count	%
1. Not at all wrong	0	0.0	163	2.3
2. A little bit wrong	0	0.0	328	4.6
3. Wrong	1	9.1	1023	14.2
4. Very wrong	10	90.9	5593	77.7
5. Don't know	0	0.0	89	1.2

**11a2. How wrong do you think it would be for your child / children to drink alcohol? High School youth (9th-12th grade)**



Answer	Local		State	
	Count	%	Count	%
1. Not at all wrong	0	0.0	162	2.3
2. A little bit wrong	0	0.0	724	10.4
3. Wrong	2	20.0	1843	26.4
4. Very wrong	7	70.0	4160	59.7
5. Don't know	1	10.0	83	1.2

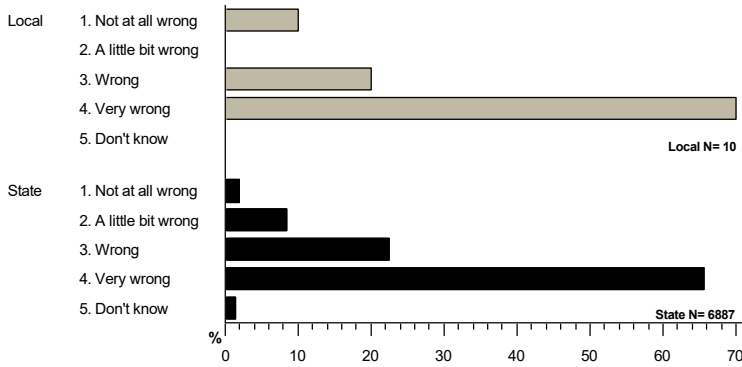
**11b1. How wrong do you think it would be for your child/ children to use marijuana? Middle School youth (6th-8th grade)**



Answer	Local		State	
	Count	%	Count	%
1. Not at all wrong	0	0.0	135	1.9
2. A little bit wrong	0	0.0	223	3.1
3. Wrong	2	18.2	960	13.5
4. Very wrong	9	81.8	5679	80.0
5. Don't know	0	0.0	100	1.4

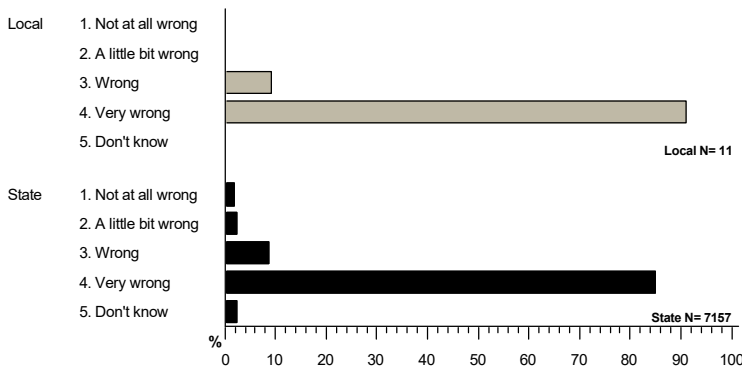


**11b2. How wrong do you think it would be for your child / children to use marijuana? High School youth (9th-12th grade)**



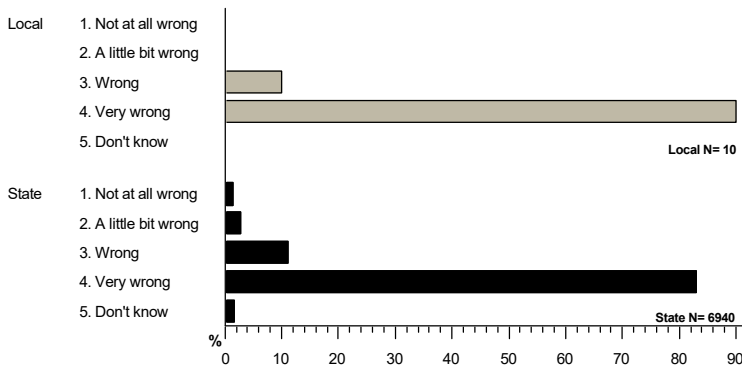
Answer	Local		State	
	Count	%	Count	%
1. Not at all wrong	1	10.0	139	2.0
2. A little bit wrong	0	0.0	577	8.4
3. Wrong	2	20.0	1554	22.6
4. Very wrong	7	70.0	4517	65.6
5. Don't know	0	0.0	100	1.5

**11c1. How wrong do you think it would be for your child / children to use prescription drugs not prescribed to them? Middle School youth (6th-8th grade)**



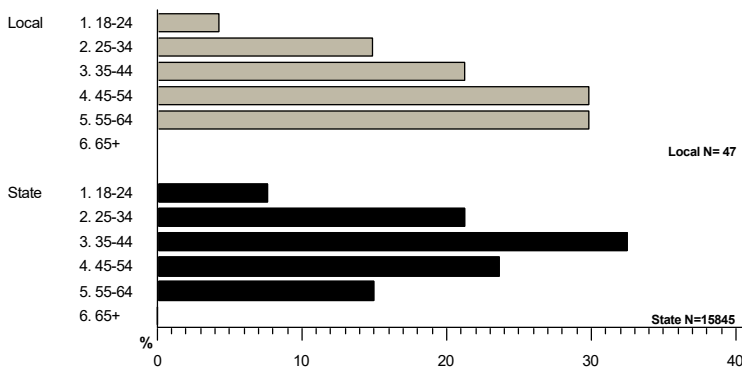
Answer	Local		State	
	Count	%	Count	%
1. Not at all wrong	0	0.0	123	1.7
2. A little bit wrong	0	0.0	175	2.4
3. Wrong	1	9.1	612	8.6
4. Very wrong	10	90.9	6088	85.1
5. Don't know	0	0.0	159	2.2

**11c2. How wrong do you think it would be for your child / children to use prescription drugs not prescribed to them? High School youth (9th-12th grade)**



Answer	Local		State	
	Count	%	Count	%
1. Not at all wrong	0	0.0	97	1.4
2. A little bit wrong	0	0.0	197	2.8
3. Wrong	1	10.0	773	11.1
4. Very wrong	9	90.0	5758	83.0
5. Don't know	0	0.0	115	1.7

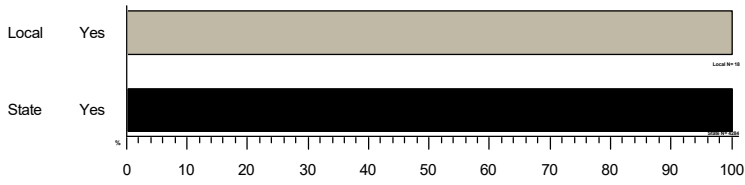
**12. What is your age?**



Answer	Local		State	
	Count	%	Count	%
1. 18-24	2	4.3	1205	7.6
2. 25-34	7	14.9	3373	21.3
3. 35-44	10	21.3	5140	32.4
4. 45-54	14	29.8	3749	23.7
5. 55-64	14	29.8	2373	15.0
6. 65+	0	0.0	5	0.0

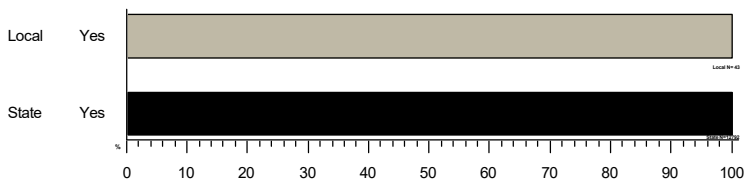
**13a. How do you currently identify yourself? Male**

Answer	Local		State	
	Count	%	Count	%
Yes	18	100.0	4284	100.0



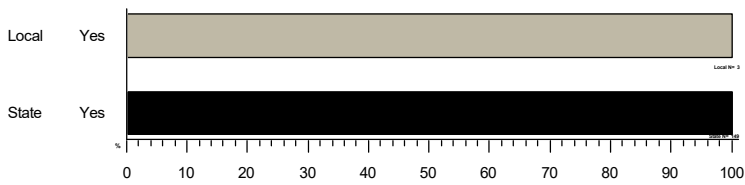
**13b. How do you currently identify yourself? Female**

Answer	Local		State	
	Count	%	Count	%
Yes	43	100.0	12792	100.0



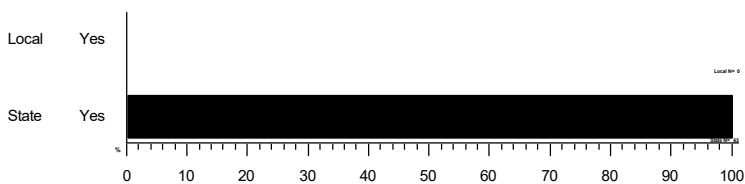
**13c. How do you currently identify yourself? Transgender**

Answer	Local		State	
	Count	%	Count	%
Yes	3	100.0	149	100.0



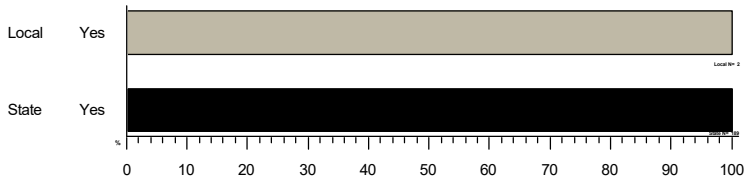
**13d. How do you currently identify yourself? Questioning / not sure of my gender identity**

Answer	Local		State	
	Count	%	Count	%
Yes	0	0.0	63	100.0



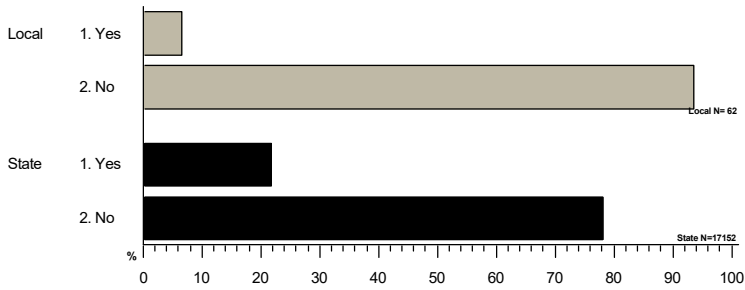
**13e. How do you currently identify yourself? Something else fits better**

Answer	Local		State	
	Count	%	Count	%
Yes	2	100.0	189	100.0



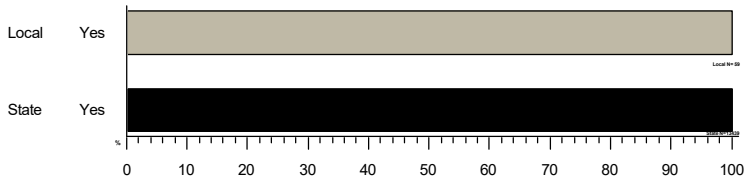
**14. Are you of Hispanic, Latino/Latina or Spanish origin?**

Answer	Local		State	
	Count	%	Count	%
1. Yes	4	6.5	3743	21.8
2. No	58	93.5	13409	78.2



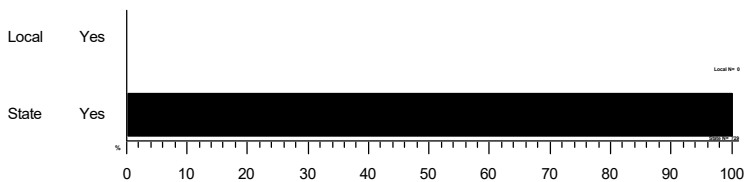
**15a. What is your race? White**

Answer	Local		State	
	Count	%	Count	%
Yes	59	100.0	13439	100.0



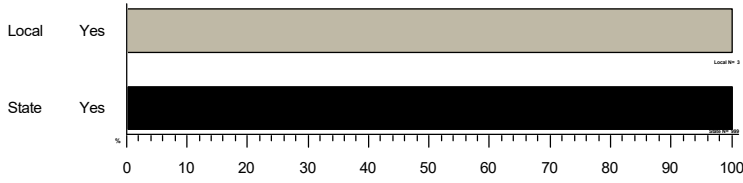
**15b. What is your race? Black or African American**

Answer	Local		State	
	Count	%	Count	%
Yes	0	0.0	729	100.0



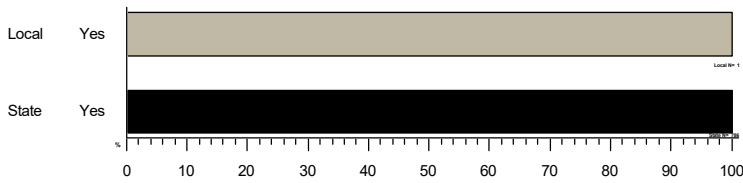
**15c. What is your race? American Indian, Alaska Native**

Answer	Local		State	
	Count	%	Count	%
Yes	3	100.0	999	100.0



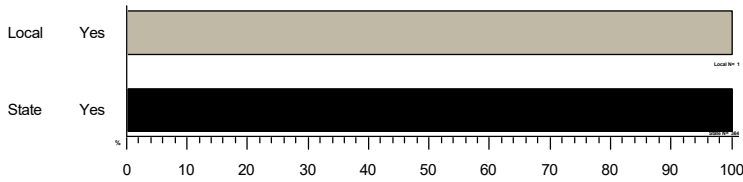
**15d. What is your race? Asian or Asian American**

Answer	Local		State	
	Count	%	Count	%
Yes	1	100.0	786	100.0



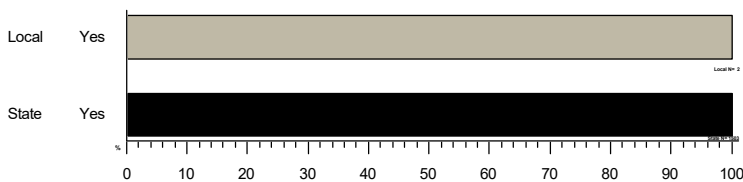
**15e. What is your race? Native Hawaiian or other Pacific Islander**

Answer	Local		State	
	Count	%	Count	%
Yes	1	100.0	364	100.0



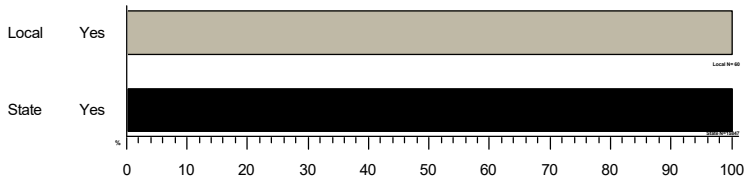
**15f. What is your race? Other**

Answer	Local		State	
	Count	%	Count	%
Yes	2	100.0	1503	100.0



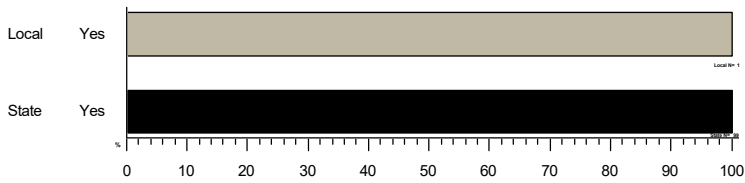
**16b. What languages are spoken in your home? English**

Answer	Local		State	
	Count	%	Count	%
Yes	60	100.0	15847	100.0



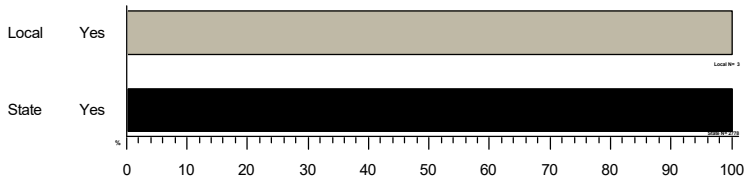
**16a. What languages are spoken in your home? Cambodian**

Answer	Local		State	
	Count	%	Count	%
Yes	1	100.0	99	100.0



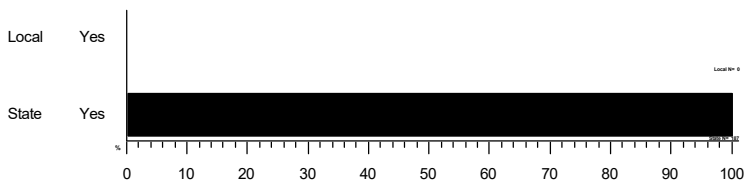
**16e. What languages are spoken in your home? Spanish**

Answer	Local		State	
	Count	%	Count	%
Yes	3	100.0	2778	100.0



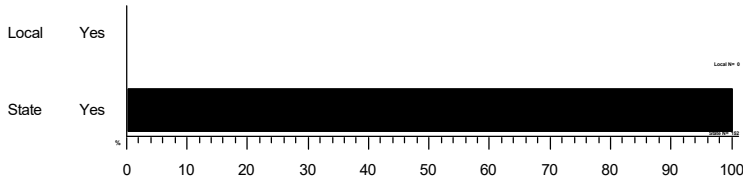
**16c. What languages are spoken in your home? Russian**

Answer	Local		State	
	Count	%	Count	%
Yes	0	0.0	187	100.0



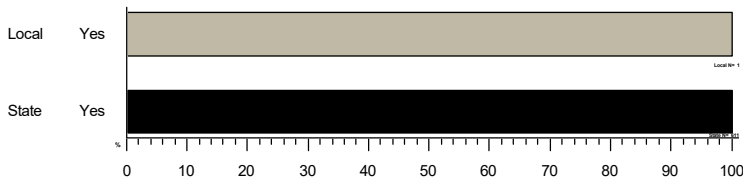
16d. What languages are spoken in your home? Somali

Answer	Local		State	
	Count	%	Count	%
Yes	0	0.0	152	100.0



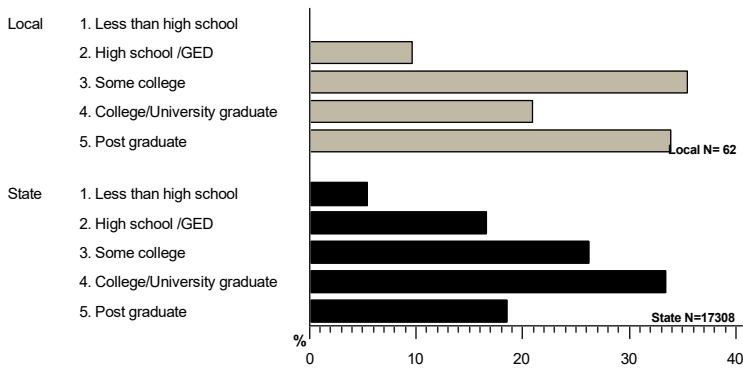
16f. What languages are spoken in your home? Other

Answer	Local		State	
	Count	%	Count	%
Yes	1	100.0	611	100.0



17. What is the highest degree or level of school you completed?

Answer	Local		State	
	Count	%	Count	%
1. Less than high school	0	0.0	938	5.4
2. High school /GED	6	9.7	2867	16.6
3. Some college	22	35.5	4525	26.1
4. College/University graduate	13	21.0	5777	33.4
5. Post graduate	21	33.9	3201	18.5



18. What is your zip code where you live most of the time?

	98320	98365	98368	98370	98376	98382	Unanswered
Local	19	4	4	1	32	1	9

